



Bus Driver Day

September
2020

Bingo Announcements. Use the announcements provided or create your own to inform the student body about Bus Driver Appreciation Day.

ABC's of Thanks. On a poster board, invite the A-Team to write adjectives starting with the letters A-B-C describing each bus driver.

On the Road Again Song. Enlist the chorus or a group of students to sing the rewritten song to the bus drivers during the presentation.

Road Sign Marquee Messages. Use one of the messages provided or create your own to inform the community of Bus Driver Appreciation Day.

I Spy G-Force Activity. Lead your classroom in having students write notes of thanks using the game I Spy....

Road Trippin' Snacks. Enlist a student or parent group to fill a bag with goodies for each bus driver.

Are We There Yet Presentation. Make the day special for the Bus Drivers by enlisting students to sing the song to them and say words of thanks at the end of the plank. Invite a community or school group to provide a lunch for them.

Templates. Use the templates provided for water bottles and chocolate bars.

Artwork. Use the posters to inspire creativity to promote Bus Driver Day with the Road Trip Games theme.

Road Trip *games*



Road Trip *games*

The Utrust Appreciation Program is designed around the notion

Everyone Does a Little so No One Does a Lot

The Utrust model calls for five adult leaders whose responsibilities are described below.

School Coordinator-Coordinates all activities of the appreciation days. Meet with adult leaders to plan for the appreciation days. Schedule all celebrations.

G-Force Adviser- fills out the G-Force classroom assignment chart one time, posts it along with the other G-Force charts for the entire year in a centralized location. Posts the appreciation day and monthly mission assignments found in each packet. Not necessary to meet with the students but may be advisable at the beginning of the year to be sure all G-Force members understand their responsibilities. All charts are provided in the Bis Driver packet and on our website at www.utrust.org

The
A-Team
(Appreciation Team)
consists of the
Action Crew,
Creative Crew
Paparazzi Crew

Action Crew Adviser-Advises Action Crew members on how to get others involved in appreciation day activities: inviting student groups to lead activities, putting up marquee messages, making announcements, making phone calls to parents and community members who have previously volunteered to help, etc.

Creative Crew Adviser- Advises Creative Crew members as they make posters, signs and cards, decorate goodie bags for honorees and any other creative things needed for appreciation days.

Paparazzi Crew Adviser-Advises the Paparazzi members as they tell the story of appreciation days through photos, video and other means.

Each
packet is
divided up with an
agenda and
responsibilities for
each Crew.

School Coordinator

Agenda

1. Distribute parts of the packet to the appropriate Crew Advisers (Action, Creative, Paparazzi, G-Force Adviser)
2. Hold a planning meeting with the Crew Advisers to determine the following:
 - a. activities for the appreciation day
 - b. type of presentation (individual or group)
 - c. schedule a time for presentation
3. Invite the principal and/or assistant principal to join the A-Team in saying thank you to the bus drivers as they pull into the school on Bus Driver Day. Consider asking a school board member to be present, too.

Are We There Yet?

Presentation

Have A-Team hold up the ABC's of Thanks for the bus drivers to see as they pull in.
Or make various poster board signs and banners such as:

On a banner:

Thanks Bus Drivers for Making Our Ride Safe and Fun

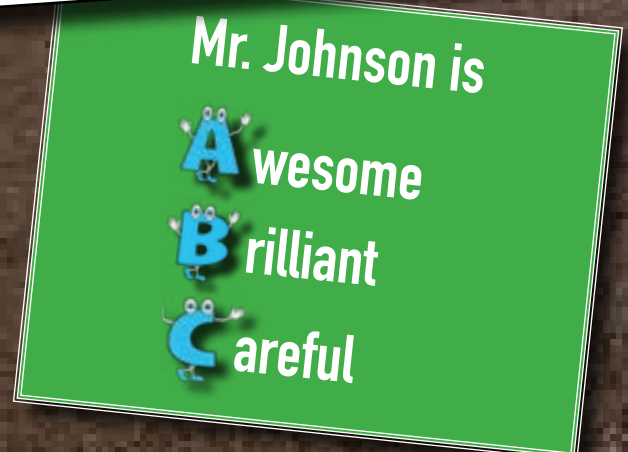
Poster board signs:

I Spy Our Fantastic Drivers

I Heart Our Bus Drivers

Play the rewritten On the Road Again song as the bus drivers pull into the school.
Once the students are off the bus, have A-Team members present the Road Trippin' Snacks to each bus driver.

Thanks Bus Drivers for Making
Our Ride Safe and Fun



G-Force Adviser

Agenda

1. Post the appreciation day activity so every G-Force member will know and understand their responsibilities.
2. Encourage them to be creative in reminding their classroom students about writing a thoughtful thank you note to their bus drivers using the road trip games theme.
3. From time to time, encourage the G-Force members about their assigned appreciation day activities and monthly mission.

All the charts are included in this first packet. You only have to fill out the Class Assignment Chart one time. Post it with the other 2 charts in a place where all G-Force members can see them. Keep them posted for the entire year. For complete information, [go to utrust.org](http://go.to.utrust.org).



Chart I

Class Assignment Chart for G-Force Monthly Mission

1. On the chart below, assign each homeroom teacher to a group in any specific order. Each group have multiple names depending on the size of your school.
2. Follow Chart 2 to know which employees each group is honoring that month.
3. Post the completed chart, along with the other 2 charts, for the G-Force members to see every month.

Group	Homeroom Teacher
1	
2	
3	
4	
5	
6	
7	

The G-Force documents can be found in a word doc on our website at www.utrust.org. You can type in the homeroom teachers' names and print them out to post in a central location such as a library for G-Force members to see. Click [here](#) to download documents.



1. Find your Group #.
2. Find the current month.
3. Find the group of employees you are to honor
4. Ask a different classmate each week to look for an employee in that group that makes your school a better place.
5. Encourage the classmate to give a heartfelt verbal or written compliment to that employee and/or perform an act of kindness for that employee.

[illegible]



Chart 3: G-Force Monthly Mission

What to Look for and Compliment by Employee Group

G-Force members and classmates should watch individual employees in the group assigned to them for the month. When they see an employee doing something that makes their school a better place or making a difference in their lives, they should offer a genuine expression of appreciation to the employee and/or perform an act of kindness for that employee. Below are behaviors to look for.

Employee Group	
Bus Drivers	Greeting you or other students cheerfully, smiling at students as they get on or off the bus; doing helpful things for students; careful driving; protecting students from bullying; maintaining good discipline on the bus; taking an interest in school events; showing that s/he cares about students.
Custodians	Clean water fountains, mirrors, floors (in the hall, restroom or classroom), windows, etc.; pleasant smelling bathrooms; being cheerful as they work; greeting students and interacting with them in a friendly manner; showing interest in students.
Food Service	Food that is particularly good; serving your favorite food; smiling at you or other students as you go through the lunch line; making pleasant comments to you or others; showing interest in school events; being pleasant.
Principals	Funny announcements; something nice that s/he did for a student or staff member; a visit to your classroom; an encouraging remark; calling you by name when s/he speaks to you; encouraging remarks to you or your teacher; a special activity at the school.
¹ Special Teachers	A specific thing that the person has done for you or others; treating students with great care and respect; being patient with students; a great lesson or activity, a fun or interesting activity.
² Support Staff	A specific thing that the person has done for you or others; greeting everyone with a smile; being extra helpful in a stressful situation; showing s/he cares about you or other students.
Teachers	A great lesson; a fun activity; special thing s/he did for you or the class; a specific example of being pleasant or being patient; making something hard seem easy to understand; teaching you something you will never forget; showing interest in you.

¹Special Teachers includes related art, music, physical education teachers, librarians, school counselors, speech teachers and other teachers who are not regular classroom teachers.

²Support Staff includes office staff, SRO's, school nurse, teacher assistants, library assistants and any other person who works in the school who has not been celebrated other than classroom teachers.



G-FORCE

September

Monthly Mission Assignment

Using the chart below:

1. Find your Group #.
2. Find the group of employees you are to honor
3. Ask a different classmate each week to look for an employee in that group that makes your school a better place.
4. Encourage the classmate to give a heartfelt verbal or written compliment to that employee and/or perform an act of kindness for that employee.

	Group 1	Group 2	Group 3	Group 4	Group 5	Group 6	Group 7
September	Bus Drivers	Custodians	Food Service	Principals	Special Teachers	Support Staff	Teachers

I SPY G-FORCE ACTIVITY

Have students write notes of thanks using the game I Spy....

- I Spy Mr. Coleman always smiling at me
- I Spy Ms. Johnson keeping us safe on the ride to school
- I Spy Ms. Cooke always greeting me with a "hello"
- I Spy Mr. Smith not allowing bullying on the bus

I Spy Mr. Coleman always smiling at me!

I Spy Mr. Smith not allowing bullying on the bus!

--Jacob

I Spy Ms. Johnson keeping us safe on the ride to school

--Anthony

WORD SEARCH OF THANKS

Another option: have students write notes of thanks by creating a word search puzzle with a message of thanks for their bus driver...

Our Bus Drivers Are the Best

I Spy My Fantastic Bus Driver

Our Bus Driver is Awesome



Creative Crew Adviser *Agenda*

1. Create the ABC's of Thanks poster board signs for each bus driver. Invite all the A-Team students to fill in the words for each driver. Make sure to include the bus driver's name and bus number on each poster board.
2. Create a goodie bag for each driver. See Road Trip-pin Snacks for ideas.
3. Participate in the Are We There Yet Presentation, if possible.

Ms. Smith is

Always Kind

Big Hearted

Mr. Johnson is

Awe
Bri
Care

**Awesome
Brilliant
Careful**

ROAD TRIP ABC's of thanks

On a poster board, invite the A-Team to write adjectives starting with the letters A-B-C describing each bus driver.

Fill in adjectives to describe each bus driver with words that start with each letter. Roll it up and present it to each driver on Bus Driver Day such as:

Mr. Coleman is:

A- attentive, awesome, always kind
B-big hearted, brilliant, bountiful,
C-considerate, classy, courteous, careful

Make sure every bus driver has a poster board. On the morning of Bus Driver Day, have the A-Team students hold up all the poster boards for the drivers to see them or post them at the entrance of the school so the drivers see them.

If you have a lot of bus drivers, you can make posters for all the drivers collectively.

Ms. Smith is

*Always Kind
Big Hearted
Considerate*

Mr. Johnson is

Awe
Bri
Careful

**With Our
Bus
Drivers,
Road Trips
Are
Always
Safe!**



Bus Driver Appreciation Day

Bus Driver Appreciation Day

J	H	O	U	R	C	J	S	Q
O	W	S	B	G	H	R	R	X
U	G	F	U	L	E	R	X	V
R	A	V	S	V	F	Q	H	A
L	O	D	I	J	V	E	R	S
X	T	R	Y	D	A	R	E	H
Z	D	T	H	E	S	U	E	T
I	R	H	A	B	E	S	T	Z

Road Trippin' Snacks

Decorate a shoe box like a school bus or decorate it as a personalized license plate such as We LOVE R BUS DRVR.


Fill with road trip goodies such as:

Trail mix

Water

Peanut butter crackers

Paper travel game book



Candy Bar Label



**With Our Bus Drivers, Road Trips
Are Always Safe!**

Bus Driver Appreciation Day



**With Our Bus Drivers, Road Trips
Are Always Safe!**

Bus Driver Appreciation Day



**With Our Bus Drivers, Road Trips
Are Always Safe!**

Bus Driver Appreciation Day



Are We There Yet?

Presentation

Have A-Team hold up the ABC's of Thanks for the bus drivers to see as they pull in.
Or make various poster board signs and banners such as:

On a banner:

Thanks Bus Drivers for Making Our Ride Safe and Fun

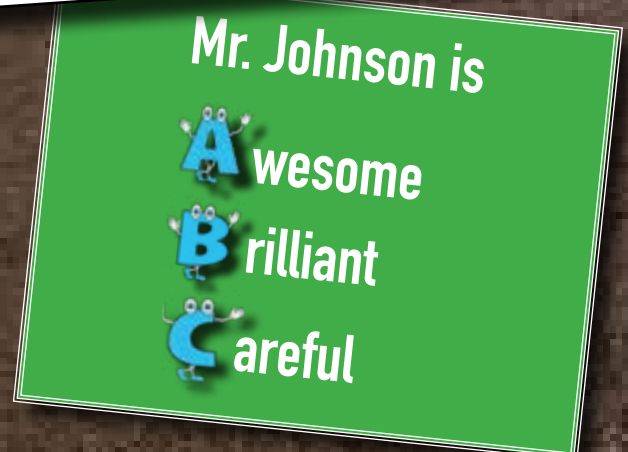
Poster board signs:

I Spy Our Fantastic Drivers

I Heart Our Bus Drivers

Play the rewritten On the Road Again song as the bus drivers pull into the school.
Once the students are off the bus, have A-Team members present the Road Trippin' Snacks to each bus driver.

Thanks Bus Drivers for Making
Our Ride Safe and Fun



Action Crew Adviser

Agenda



1. Invite a group of students to sing the rewritten song for Bus Driver Day. Record it and play it loud enough on the appreciation day for the drivers to hear as they pull into the school.
2. Have two students practice announcements they will make on the school intercom until they have used inflection and humor where needed to make them more fun.
3. Determine the message for the marquee and put it up prior to the appreciation day
4. Organize and help set up the Are We There Yet Presentation for the bus drivers, and participate in the presentation.



Road Sign

APPRECIATION

Marquee Messages

School Name

With Our Drivers, Our Road
Trips are Always Safe

Bus Driver Appreciation Day

September, 2020

**Bus
Driver Day**

School Name

I Spy Our Fantastic
Bus Drivers

Bus Driver Appreciation Day

September, 2020



Student 1	Good morning, _____ (name of school)!
Student 2	Good morning, students!
Student 1	This year we're honoring our wonderful faculty and staff with the theme of games as a way to showcase their talent.
Student 2	Well, that sounds like fun!
Student 1	It will be! And first up will be our bus drivers.
Student 2	So, what could be more perfect than road trip games!
Student 1	Of course, that's perfect!
Student 2	I spy is a road trip game. I spy my driver constantly being nice.
Student 1	I spy my driver smiling at me every day!
Student 2	Or, I spy my driver who always says hello to us every morning.
Student 1	So, what wonderful things do you spy your driver doing?
Student 2	Let's put on our thinking caps and find ways to honor them this week!
Student 1	After all, they make sure we have a good road trip every day!

DAY 1

	Good morning, _____ (name of mascot)!
Student 2	Did we all have a safe ride to school this morning?
Student 1	I'm sure you did if you were riding on one of our buses!
Student 2	Our drivers are the best!
Student 1	Let's remember to show them some love and gratitude this week!
Student 2	Yes, we want to honor their hard work and dedication!
Student 1	Hey—let's play another road trip game! I'm thinking my driver is ...
Student 2	A--Always on time!
Student 1	I'm thinking my driver is ...
Student 2	B--Beautiful! Her smile is really nice.
Student 1	I'm thinking... we better get off this intercom!
Student 2	Hooray for our bus drivers!

DAY 3

Student 1	Hey, there, students!
Student 2	It's Bus Driver day!
Student 1	We hope you are making sure they have a great day.
Student 2	Be sure to show your gratitude in your own heartfelt way!
Student 1	So, try to be really clever in writing a note of appreciation for your bus driver. See if you can use the theme of road trip games.
Student 2	Yes! You could even write a cute note using I Spy or the Alphabet game.
Student 1	We want the drivers to smile and have a great day!
Student 2	Make sure you give your note to your bus driver this afternoon.
Student 1	And tell them thank you!

On the Road Again SONG

On your bus again, just heading back to my school again.
Glad to have a driver that we know's a friend
Who'll get us all back to our homes again.

On the bus again with a driver who's our friend
And a smile that we'll soon see again
When we get back on your bus again

On your bus again
At the crack of dawn your bus is coming our way
You don't complain
You just keep doing things that make us say

You make our day!
On your bus again.
You're so nice to all of us again.
A big "Thank you" from me and all my friends

We'll be glad to get on your bus again.
We're always glad to get on your bus again.

Sung
to the tune of On
the Road Again by Willie
Nelson.

Click [here](#) for the link to a
slideshow with vocals

Are We There Yet?

Presentation

Have A-Team hold up the ABC's of Thanks for the bus drivers to see as they pull in.
Or make various poster board signs and banners such as:

On a banner:

Thanks Bus Drivers for Making Our Ride Safe and Fun

Poster board signs:

I Spy Our Fantastic Drivers

I Heart Our Bus Drivers

Play the rewritten On the Road Again song as the bus drivers pull into the school.
Once the students are off the bus, have A-Team members present the Road Trippin' Snacks to each bus driver.

Thanks Bus Drivers for Making
Our Ride Safe and Fun



Paparazzi Adviser

Agenda

Use photos and video clips to tell the story of the appreciation day. Use an on-camera reporter to introduce the day and the name of the school. Take photos or video clips of teachers and students (30 seconds or less) doing any of the following that you choose:

Before the day:

- making banners or posters
- making goodie bags
- writing thank you notes

Day of the celebration:

- students being interviewed about their bus drivers and how they feel about their ride to school
- students together with bus drivers at Are We There Yet Presentation
- students singing song
- bus drivers' responses to what they liked best
- about the day
- photos of students with their bus drivers and buses

Tip: Coordinate times with other A-Team groups to get photos and videos needed



For a chance to win \$100 for your A-Team (Lucky Star), submit at least 5 pictures and 3 thank you notes and a short summary of the appreciation day activities to our closed Facebook group "Utrust Coordinators". Click [here](#) to go directly to the page. Include your school name.

Deadline is Friday, Oct. 2



Are We There Yet?

Presentation

Have A-Team hold up the ABC's of Thanks for the bus drivers to see as they pull in.
Or make various poster board signs and banners such as:

On a banner:

Thanks Bus Drivers for Making Our Ride Safe and Fun

Poster board signs:

I Spy Our Fantastic Drivers

I Heart Our Bus Drivers

Play the rewritten On the Road Again song as the bus drivers pull into the school.
Once the students are off the bus, have A-Team members present the Road Trippin' Snacks to each bus driver.

Thanks Bus Drivers for Making
Our Ride Safe and Fun

