

FOOD SERVICE APPRECIATION DAY

Down Hill Run Presentation. Create a fun presentation for the honorees using the A-Team students to spell out the word THANKS.

Ice Cold Thanks. Create a winter goodie bucket for each honoree using an ice bucket, small cooler or utility type bucket and fill with goodies.

Templates. Use the templates provided to wrap a water bottle and chocolate bar for each honoree.

Artwork. Make posters to promote Food Service Appreciation Day throughout the school.

Blizzard of Thanks. Whole School Involvement. Encourage all students to cut out or draw snowflakes and write honoring adjectives to describe each Food Service Worker.

Snowmen Walls. Create a snowman on the cafeteria walls to represent each of the Food Service Workers.

Fireside Meal. Invite a school or community group to provide a meal, using the Winter Wonderland theme.

Frosty Morning Messages. Use the school marquee to promote Food Service Appreciation Day to inform the community about the upcoming appreciation day.

Flurry Forecast Announcements. Create excitement throughout the school by having 2 students read the announcements over the intercom.

Sleigh Ride Song. Invite a group of students to perform the rewritten lyrics to honor the Food Service Workers.



SCHOOL COORDINATOR *agenda*

1. Distribute parts of the packet to the appropriate crew advisers (Action, Creative, Paparazzi) beforehand so they will be prepared for the planning meeting.
2. Hold a planning meeting with the crew advisers to determine the activities for the appreciation day
 - will the presentation be individual or group?
 - which crews will provide students to serve as the MC and other parts for the presentation?
 - who will preside?
 - who else will speak (like the principal)?
 - Schedule a time for the presentation(s)
3. Notify the principal, assistant principal, or any special group participating in the presentation the time and place it will take place.



DOWNHILL RUN PRESENTATION

Before the appreciation day:

Action

Recruit all the A-Team students to participate in the presentation and luncheon. Encourage them to dress in winter ski attire such as a big coat, scarf, hat and gloves. Recruit 6 of the students to pretend to ski/snowboard down the mountain holding posters that spell out THANKS. Recruit another student to serve as MC for the presentation.

Here are some suggestions of things for the MC to say about the honorees. Change them to fit your Food Service Workers:

T is for the terrific way that you serve our food.

H is for the hearty way you greet us as we hungrily come through your line.

A is for the way we appreciate your smiles and words of encouragement in the middle of our stressful days.

N is for the nutrition you provide that we need (especially during TCAP week).

K is for the kindness you give us daily.

S is for being the most super food service workers in the state.

Action

Presentation on the appreciation day:

Creative

The MC will greet the Food Service Workers and start the presentation. The goal is to be funny and make the honorees laugh during the skiing/snowboarding part. Some of the skiers/snowboarders can fall down the mountain for humor.

Paparazzi

The first A-Team student will “ski” down the mountain towards the Food Service Workers holding the “T” sign as the skier says, “T is for the terrific way you serve our food”.

The 2nd A-Team student skis down the mountain with the “H” sign while the skier says, “H is for the hearty way you greet us as we come through your line”.

Continue until all 6 students are standing in front of the honorees with THANKS spelled out for them.

Next, the MC will introduce the group to sing the song to the honorees.

Then the A-Team students will present the Ice Cold Thanks with a personal word of thanks to each honoree.

To end the presentation, the MC will invite the Food Service Workers to the luncheon provided for them.



CREATIVE CREW *agenda*

1. Create the THANKS posters for the Downhill Run Presentation.
2. Use a shoebox or brown paper sack, put a snowflake with each honoree's name on it to hold all the goodies for the Food Service Workers. See Ice Cold Thanks for more information.
3. Wrap water bottles with the templates and include them in the Ice Cold Thanks buckets.
4. Wrap chocolate bars with the templates and include them in the Ice Cold Thanks buckets.
5. Print out or create the posters and post around the school.
6. Decorate the cafeteria with the completed snowflakes by hanging them from the cafeteria ceiling and putting them all over the walls and doors. See Blizzard of Thanks for more information.
7. If needed, help display the snowmen on the walls of the cafeteria. See Snowmen Walls for more information.
8. Decorate an area in the cafeteria for the luncheon for the honorees. Use theme-related decorations, if possible. See Fireside Meal for more information.
9. Dress up in winter clothes and participate in the Downhill Run Presentation, if possible.



DOWNHILL RUN PRESENTATION

Before the appreciation day:

Action

Recruit all the A-Team students to participate in the presentation and luncheon. Encourage them to dress in winter ski attire such as a big coat, scarf, hat and gloves. Recruit 6 of the students to pretend to ski/snowboard down the mountain holding posters that spell out THANKS. Recruit another student to serve as MC for the presentation.

Here are some suggestions of things for the MC to say about the honorees. Change them to fit your Food Service Workers:

T is for the terrific way that you serve our food.

H is for the hearty way you greet us as we hungrily come through your line.

A is for the way we appreciate your smiles and words of encouragement in the middle of our stressful days.

N is for the nutrition you provide that we need (especially during TCAP week).

K is for the kindness you give us daily.

S is for being the most super food service workers in the state.

Action

Presentation on the appreciation day:

Creative

The MC will greet the Food Service Workers and start the presentation. The goal is to be funny and make the honorees laugh during the skiing/snowboarding part. Some of the skiers/snowboarders can fall down the mountain for humor.

Paparazzi

The first A-Team student will “ski” down the mountain towards the Food Service Workers holding the “T” sign as the skier says, “T is for the terrific way you serve our food”.

The 2nd A-Team student skis down the mountain with the “H” sign while the skier says, “H is for the hearty way you greet us as we come through your line”.

Continue until all 6 students are standing in front of the honorees with THANKS spelled out for them.

Next, the MC will introduce the group to sing the song to the honorees.

Then the A-Team students will present the Ice Cold Thanks with a personal word of thanks to each honoree.

To end the presentation, the MC will invite the Food Service Workers to the luncheon provided for them.



ICE COLD THANKS

Creative

Create a winter goodie box or bag for each Food Service worker using a shoebox or brown paper sack. Put a snowflake on the front of the bucket with the name of the Food Service Worker in the middle of the snowflake.

Action

Enlist a school group or community group to fill each one with goodies such as hot chocolate mix with mug and chocolate spoon; styrofoam snowman cups; candy canes; snowballs, etc.





Candy Bar Label

Creative



THIS WAY
TO THE



COOLEST

FOOD SERVICE
WORKERS AROUND!

THANK ONE TODAY!

**THERE'S
"SNOW"
FOOD SERVICE WORKERS
LIKE OURS!**

**THANK
ONE
TODAY!**



BLIZZARD OF THANKS

WHOLE SCHOOL INVOLVEMENT

Action

Encourage all students to cut out or draw a snowflake on white paper and write an honoring descriptive word to describe the Food Service Workers like 'awesome' 'friendly', 'spectacular', etc. Ask the students to turn them into their teacher.

Another option is to assign each Food Service Worker to homeroom classes to prepare a snowflake and write out a note of appreciation to their worker on it.

Creative

Pick up the completed snowflakes from all the teachers to display in the cafeteria.

Hang the snowflakes from the ceiling in the cafeteria around the entrance to the food lines. Also attach snowflakes to the walls and doors around the entrance to the food lines. Make a title "Blizzard of Thanks" on the wall in the cafeteria made out of individual letters or on one big piece of butcher paper.



SNOWMEN WALLS

Action

Invite the art teacher, art club, art class, teen living class or another group to create a snow person on the cafeteria walls to represent each of the Food Service Workers. Encourage them to get creative and dress the snowmen like each worker. Instead of a broomstick the snow man can hold a spatula, etc.

Ask them to write messages of thanks or honoring words on each snow man for the honorees.

Creative

If needed, help the club display the completed snowmen on the walls around the cafeteria for the Food Service Workers to enjoy throughout the week.

Paparazzi

Take photos and video of the entire process of the students making and displaying the snowmen.



FIRESIDE MEAL

Action

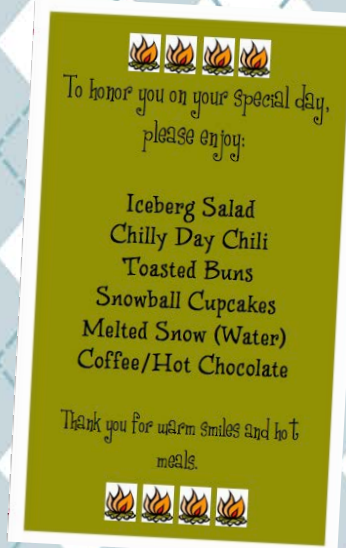
Enlist an outside community group to provide lunch for the Food Service Workers on their special day. Incorporate the theme for the day with something that includes soup, bread and drinks.

Another option is to have a chili lunch with toppings including cheese, sour cream and crackers include warm brownies with ice cream or other special dessert.

Creative

Decorate an area in the cafeteria for the Food Service workers to enjoy their luncheon. Use theme-related decorations, if possible.

Consider including a printed menu on the table like the one below.



ACTION CREW agenda

1. Recruit student(s) to put a marquee message so the community will know about the upcoming appreciation day.
2. Recruit 2 students to make announcements for 3 days over the school intercom.
3. Recruit the chorus or another group of students to sing the rewritten lyrics live at the presentation or record it so it can be played to the honorees during the presentation.
4. Inform the whole school to make snowflakes with honoring adjectives about the honorees. See Blizzard of Thanks for more information.
5. Enlist the art teacher to have her students create a snowman for each of the Food Service Workers and display on the cafeteria walls. If the art teacher is not able to help, recruit a club to do it. See Snowmen Walls for more information.
6. Enlist a school or community group to fill the Ice Cold Thanks with theme-related items.
7. Enlist a school or community group to provide a lunch for the honorees on Food Service Appreciation Day. See Fireside Meal for more information.
8. Recruit A-Team students to dress up and participate in the Downhill Run Presentation.
9. Recruit one student to serve as the MC for the Downhill Run Presentation.



FROSTY MORNING MESSAGES

Action

To encourage community participation in Food Service Appreciation Day, use one of the marquee messages below or create your own. If you do not have a marquee, use poster board and display outside around the school.

Your School Name

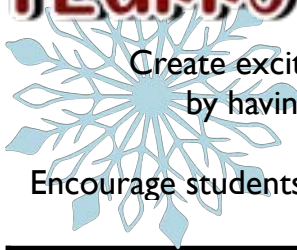
Our Food Service Workers
are the Coolest in Town!
Food Service Appreciation Day
January, 2024

Your School Name

It's 'SNOW' Joke, our Food Service
Workers are WONDERful!
Food Service Appreciation Day
January, 2024



FLUPPY FORECAST ANNOUNCEMENTS





Create excitement about Food Service Appreciation Day throughout the school by having 2 students read over the intercom daily announcements with a “weather report” calling for a Blizzard of Thanks.

Action


Encourage students to practice a few days in advance to make the announcements even better.

Student 1	Are you ready for the Blizzard coming?
Student 2	I’m always ready for a Blizzard. I welcome anything that will get us out of school.
Student 1	No, goof ball! I’m talking about a Blizzard at school.
Student 2	So, we’re going to have Dairy Queen come and give out Blizzards to everyone? That sounds pretty cool.
Student 1	Yeah, right! Dairy Queen is going to bring us all a Blizzard. Hah! It will be a snowy day in July before that happens!
Student 2	Well, then what do you mean?
Student 1	We’re going to create a blizzard for our Food Service Workers. We’re honoring them using a Winter Wonderland theme this Thursday.
Student 2	Will that be enough to get us out of school?
Student 1	Look, everyone knows you can’t afford to miss a day of school so give it up.
Student 2	Okay, I’ll chill out if you’ll tell me about the Blizzard.
Student 1	It’s going to be a Blizzard of Thanks. We’re asking every student in the school to make a snowflake with an honoring adjective describing our wonderful Food Service Workers.
Student 2	So, what do we do with our snowflakes?
Student 1	Give them to your teacher. The A-Team will put them on the cafeteria walls and hang some from the ceiling.
Student 2	Yeah, I can do that! Let’s all make our snowflakes look so real that _____ (principal’s name) will dismiss school!





Student 1	Hey, _____. Do you have your snowflake ready?
Student 2	Sure. It looks so realistic that it makes my hand cold to carry it.
Student 1	I'm really excited about how 'chill' our cafeteria walls are going to look.
Student 2	Yeah, me too! If it looks enough like a blizzard, we'll get out of school early.
Student 1	I'll have to see it to believe it. Let's make our cafeteria a winter wonderland of thanks to honor our Food Service Workers.
Student 2	That's right. There's "SNOW" Food Service Workers like ours!
Student 1	Be sure to give your snowflake to your teacher today!



Student 1	I can't wait for lunch today to see our cafeteria!
Student 2	I couldn't either. I've already been down there. It looks like a blizzard hit in there overnight.
Student 1	We all want our Food Service Workers to know how much we appreciate them. Why don't we tell them right now?
Student 2	Good idea! What should we say?
Student 1	How about "Our Food Service Workers are cool"?
Student 2	Sounds good. On the count of three let's all say "Our Food Service Workers are cool."
Student 1 & 2	1, 2, 3... "Our Food Service Workers are cool!"
Student 2	Be sure to tell them thanks as you go through the lunch line today!



SLEIGH RIDE SONG

Action

Here's our song, we hope you're hearing
So you'll know that we're cheering
We sing to thank you
For all that you do
Working in your kitchen wonderland

You're up at dawn so you can feed us
You make desserts so you can treat us
You make veggies too
We're glad that you do
Cooking in your kitchen wonderland

In the morning you serve us breakfast
And that kick starts our day
You say: "Are you leaving?"
We say: "We are."
But we'll be back again
Near mid day".

When we're back here for lunch
We'll check out our hunch
That we'll find pleasant moods
And lots of good foods
Eating in your kitchen wonderland

Sing to the tune of
"Winter Wonderland"

Another option is
for the students to
create their own Tik Tok
or Insta reel and have
fun with it!



BLIZZARD OF THANKS

WHOLE SCHOOL INVOLVEMENT

Action

Encourage all students to cut out or draw a snowflake on white paper and write an honoring descriptive word to describe the Food Service Workers like 'awesome' 'friendly', 'spectacular', etc. Ask the students to turn them into their teacher.

Another option is to assign each Food Service Worker to homeroom classes to prepare a snowflake and write out a note of appreciation to their worker on it.

Creative

Pick up the completed snowflakes from all the teachers to display in the cafeteria.

Hang the snowflakes from the ceiling in the cafeteria around the entrance to the food lines. Also attach snowflakes to the walls and doors around the entrance to the food lines. Make a title "Blizzard of Thanks" on the wall in the cafeteria made out of individual letters or on one big piece of butcher paper.



SNOWMEN WALLS

Action

Invite the art teacher, art club, art class, teen living class or another group to create a snow person on the cafeteria walls to represent each of the Food Service Workers. Encourage them to get creative and dress the snowmen like each worker. Instead of a broomstick the snow man can hold a spatula, etc.

Ask them to write messages of thanks or honoring words on each snow man for the honorees.

Creative

If needed, help the club display the completed snowmen on the walls around the cafeteria for the Food Service Workers to enjoy throughout the week.

Paparazzi

Take photos and video of the entire process of the students making and displaying the snowmen.



ICE COLD THANKS

Creative

Create a winter goodie box or bag for each Food Service worker using a shoebox or brown paper sack. Put a snowflake on the front of the bucket with the name of the Food Service Worker in the middle of the snowflake.

Action

Enlist a school group or community group to fill each one with goodies such as hot chocolate mix with mug and chocolate spoon; styrofoam snowman cups; candy canes; snowballs, etc.



FIRESIDE MEAL

Action

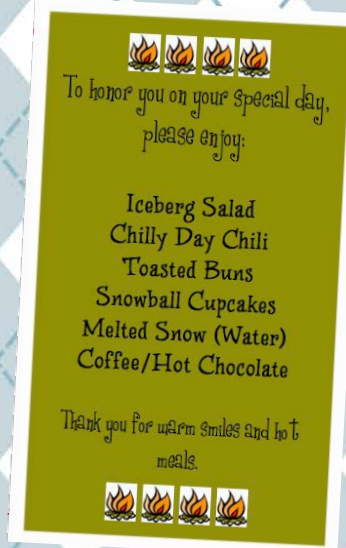
Enlist an outside community group to provide lunch for the Food Service Workers on their special day. Incorporate the theme for the day with something that includes soup, bread and drinks.

Another option is to have a chili lunch with toppings including cheese, sour cream and crackers include warm brownies with ice cream or other special dessert.

Creative

Decorate an area in the cafeteria for the Food Service workers to enjoy their luncheon. Use theme-related decorations, if possible.

Consider including a printed menu on the table like the one below.



DOWNHILL RUN PRESENTATION

Before the appreciation day:

Action

Recruit all the A-Team students to participate in the presentation and luncheon. Encourage them to dress in winter ski attire such as a big coat, scarf, hat and gloves. Recruit 6 of the students to pretend to ski/snowboard down the mountain holding posters that spell out THANKS. Recruit another student to serve as MC for the presentation.

Here are some suggestions of things for the MC to say about the honorees. Change them to fit your Food Service Workers:

T is for the terrific way that you serve our food.

H is for the hearty way you greet us as we hungrily come through your line.

A is for the way we appreciate your smiles and words of encouragement in the middle of our stressful days.

N is for the nutrition you provide that we need (especially during TCAP week).

K is for the kindness you give us daily.

S is for being the most super food service workers in the state.

Action

Presentation on the appreciation day:

Creative

The MC will greet the Food Service Workers and start the presentation. The goal is to be funny and make the honorees laugh during the skiing/snowboarding part. Some of the skiers/snowboarders can fall down the mountain for humor.

Paparazzi

The first A-Team student will “ski” down the mountain towards the Food Service Workers holding the “T” sign as the skier says, “T is for the terrific way you serve our food”.

The 2nd A-Team student skis down the mountain with the “H” sign while the skier says, “H is for the hearty way you greet us as we come through your line”.

Continue until all 6 students are standing in front of the honorees with THANKS spelled out for them.

Next, the MC will introduce the group to sing the song to the honorees.

Then the A-Team students will present the Ice Cold Thanks with a personal word of thanks to each honoree.

To end the presentation, the MC will invite the Food Service Workers to the luncheon provided for them.



PAPARAZZI CREW agenda

Paparazzi

Use photos and video clips to tell the story of the appreciation day. Use an on-camera reporter to introduce the day and the name of the school. Take photos or video clips (30 seconds or less) of students doing any of the following that you choose:

Before the day:

- Working on everything needed for the Downhill Presentation
- Displaying posters and marquee messages
- Making the snowmen for the Snowmen Walls
- Making announcements
- Making the snowflakes and decorating the cafeteria with them
- Short clips of Food Service Workers answering these questions:
 1. What is your favorite snow day activity?
 2. What is your favorite cold weather activity?
 3. What is your favorite winter wonderland destination?

Day of the celebration:

- The THANKS part of the presentation
- Group singing the rewritten lyrics to the honorees
- Short clips of the Food Service Workers reacting to the appreciation day activities

After the day:

- Upload the photos and videos to your school's Facebook page and then share it to the Utrust Coordinator's Facebook group.

Tip: Coordinate times with other A-Team crews to get photos and video needed.



The deadline for Lucky Star and Awesome Notes of Appreciation is

Friday, January 26th.

Upload photos, videos and summaries to:

Utrust Coordinators
closed Facebook group.
Include your school name.



SNOWMEN WALLS

Action

Invite the art teacher, art club, art class, teen living class or another group to create a snow person on the cafeteria walls to represent each of the Food Service Workers. Encourage them to get creative and dress the snowmen like each worker. Instead of a broomstick the snow man can hold a spatula, etc.

Ask them to write messages of thanks or honoring words on each snow man for the honorees.

Creative

If needed, help the club display the completed snowmen on the walls around the cafeteria for the Food Service Workers to enjoy throughout the week.

Paparazzi

Take photos and video of the entire process of the students making and displaying the snowmen.



DOWNHILL RUN PRESENTATION

Before the appreciation day:

Action

Recruit all the A-Team students to participate in the presentation and luncheon. Encourage them to dress in winter ski attire such as a big coat, scarf, hat and gloves. Recruit 6 of the students to pretend to ski/snowboard down the mountain holding posters that spell out THANKS. Recruit another student to serve as MC for the presentation.

Here are some suggestions of things for the MC to say about the honorees. Change them to fit your Food Service Workers:

T is for the terrific way that you serve our food.

H is for the hearty way you greet us as we hungrily come through your line.

A is for the way we appreciate your smiles and words of encouragement in the middle of our stressful days.

N is for the nutrition you provide that we need (especially during TCAP week).

K is for the kindness you give us daily.

S is for being the most super food service workers in the state.

Action

Presentation on the appreciation day:

Creative

The MC will greet the Food Service Workers and start the presentation. The goal is to be funny and make the honorees laugh during the skiing/snowboarding part. Some of the skiers/snowboarders can fall down the mountain for humor.

Paparazzi

The first A-Team student will “ski” down the mountain towards the Food Service Workers holding the “T” sign as the skier says, “T is for the terrific way you serve our food”.

The 2nd A-Team student skis down the mountain with the “H” sign while the skier says, “H is for the hearty way you greet us as we come through your line”.

Continue until all 6 students are standing in front of the honorees with THANKS spelled out for them.

Next, the MC will introduce the group to sing the song to the honorees.

Then the A-Team students will present the Ice Cold Thanks with a personal word of thanks to each honoree.

To end the presentation, the MC will invite the Food Service Workers to the luncheon provided for them.

