

Cruisin into School

Captain's Announcements. Use the announcements provided or create your own to inform the student body about Bus Driver Appreciation Day.

Bon Voyage of Thanks. Create a life preserver photo prop with the words "We Love Our Bus Drivers" and include a photo of the bus driver and give as a keepsake on their special day.

Cruise into School Song. Enlist the chorus or a group of students to sing the rewritten song to the the bus drivers during the presentation.

Sail Away Messages. Use one of the messages provided or create your own to inform the community of Bus Driver Appreciation Day.

Boarding Pass of Thanks. Print or create your own Boarding Pass template and make available to students to write their notes of thanks to the bus driver.

Origami Notes of Thanks. On cruise ships it's customary for origamis to be left in your room each night. To have some fun, have A-Team Members make an origami note of thanks to the bus drivers to include in their goodie box.

Tourist Luggage Goodies. Enlist a student or parent group to fill a decorated shoe box with goodies for each bus driver.

Welcome Aboard Presentation. Make the day special for the bus drivers by enlisting students to sing the song to the bus drivers and say words of thanks. Invite a community or school group to provide a lunch for them.

Templates. Use the templates provided for water bottles and chocolate bars.

Artwork. Use the posters to inspire creativity to promote Bus Driver Day with the Cruisin into School theme throughout the school.



School Coordinator Agenda



1. Distribute parts of the packet to the appropriate crew leader (Action, Creative, Paparazzi).
2. Hold a planning meeting with the crew leaders to determine the following:
 - a. Decide the activities you will do for the appreciation day
 - b. Type of presentations (individual or group)
 - . Which crews will provide students for which roles?
 - . Who will preside?
 - . Will the principal or assistant principal be present to make a few comments?
 - . Schedule a time for the presentation.
3. Invite the principal or assistant principal to say some honoring words to the bus drivers on Bus Driver Day.

Action Crew Agenda

1. Find a group, class or club to do something to make the day special for the bus drivers.
2. Set up a table in a centralized location prior to the appreciation day and solicit students to write notes of appreciation to each of the bus drivers.
3. Enlist a group of students to sing the rewritten song to the bus drivers, either live or in a recording.
4. Find two students who will read the announcements as a dramatic presentation.
5. Determine the message for marquee and display it.
6. Write a nice note to give to each bus driver on the appreciation day.
7. Gather together all the items needed for the Welcome Aboard Presentation and participate in the presentation.
8. Invite a community, school group, or food service staff to provide items to include in the goodie boxes for the bus drivers.





Captain's Announcements

DAY 1

Student 1	Good Morning _____ (name of school)!
Student 2	Good morning students!
Student 1	This year we are honoring our wonderful faculty and staff with the theme of Vacation Adventures!
Student 2	Oooh that will be fun!
Student 1	It sure will. And first up will be our bus drivers!
Student 2	We are honoring them with a CRUISE SHIP theme!
Student 1	I've never been on a cruise before.
Student 2	Me either, but I cruise into school every day on the bus. (little chuckle)
Student 1	Ummm... Let's save the dad jokes for someone else! (said sarcastically)
Student 2	Haha! Gotcha! I'm excited to celebrate our bus drivers though.
Student 1	Me too. Let's think about how we can honor them this week.
Student 2	Anchors Aweigh! I'm on it!

DAY 2

Student 1	Good morning, _____ (school mascot)
Student 2	Did everyone get to school safely this morning?
Student 1	If you were riding one of our buses you did.
Student 2	Did you know that our bus drivers do so much more than just driving the bus?
Student 1	That's right. Before they start their route each morning, they check the lights, tire pressure, doors, windshield wipers, fluid levels and brakes!
Student 2	I had no idea! That's good to know. I'll be sure and thank them for the "unseen" work they do too.
Student 1	Tomorrow morning be sure to pick up a boarding pass of thanks _____ (tell where they will pick this up) and write a note to your bus driver on it
Student 2	A boarding pass? Why a boarding pass?
Student 1	You know... to get on the "cruise ship of thanks!" Everyone knows you have to have a ticket to board.
Student 2	That's fun! I know what I am going to do. I'm going to thank my bus driver for always saying "Good morning _____ (students name)." I like that she knows my name.
Student 1	My bus driver is really patient with us... even when we are loud!! I'm thanking her for that!!
Student 2	Students, be thinking about what you want to say to your bus driver in your note tomorrow.

DAY 3

Student 1	Today is the day!!!!
Student 2	We hope you are celebrating them in a big way today.
Student 1	Be sure to show your gratitude whenever you see them.
Student 2	Hopefully you had a chance to write your bus driver a note of thanks this morning!
Student 1	If you didn't give it to him or her this morning, be sure to give to do it this afternoon.
Student 2	And tell them THANK YOU!!

*Sail Away
Messages*



School Name

Oh Buoy!

We Love Our Bus Drivers

Bus Driver Appreciation Day

September 2023

School Name

Our Bus Drivers are the

Captains of Our Ships

Bus Driver Appreciation Day

September 2023

Tourist Luggage Goodies


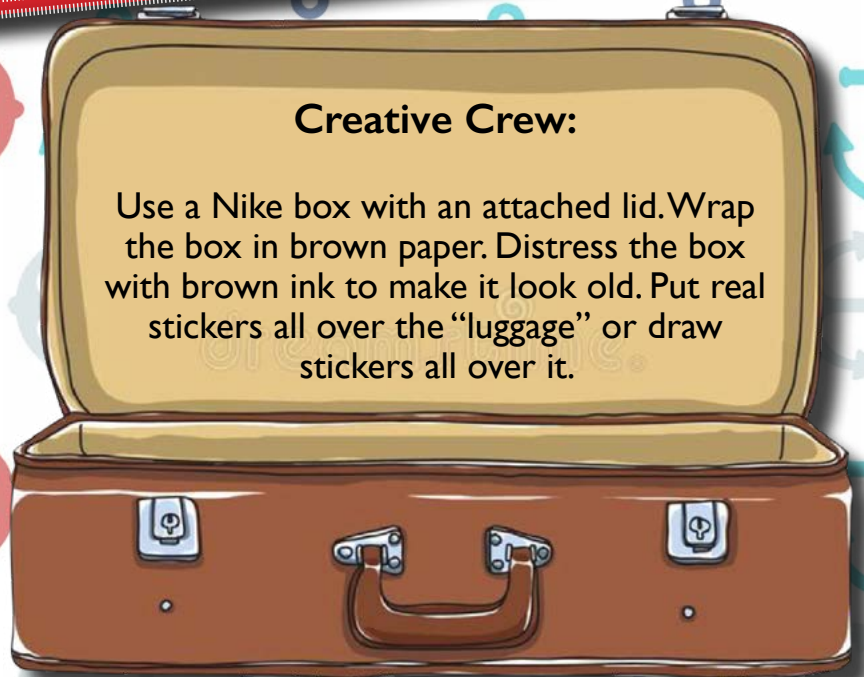
Action Crew:

Put theme-related food items in the goodie box such as:

- Lifesavers
- “Ocean Water” water bottle template
- Kit kats as life rafts
- Cheese puffs as beach balls
- Mints-”you were mint to be here”

Creative Crew:

Use a Nike box with an attached lid. Wrap the box in brown paper. Distress the box with brown ink to make it look old. Put real stickers all over the “luggage” or draw stickers all over it.



Cruise into School Song

Our bus drivers are so special
Our bus drivers are so special
Our bus drivers are so special
We're so thankful for you


You get us to school and back home again
We're safe when you drive us, we're so thankful
for you

Our bus drivers are so special
Our bus drivers are so special
Our bus drivers are so special
We're so thankful for you

You cruise us around to field trips and ball games
We couldn't get there without you, we're so
thankful for you

Our bus drivers are so special
Our bus drivers are so special
Our bus drivers are so special
We're so thankful for you

Sing
to the tune of
We Wish You a Merry
Christmas.
Click [here](#) for the link to a
slideshow with vocals



Bon Voyage of Thanks

Create a keepsake for each bus driver and present to them on their special day.

Creative Crew: Create a photo prop for the A-Team students to use with the bus drivers.

Use a real life preserver or create a photo cut out. Write "Bon Voyage! We Love our Bus Drivers" around the preserver or frame.



Make a "captain of the ship" hat for each bus driver to wear during the interviews and during their appreciation day. Use this link to create a simple hat: <https://www.youtube.com/watch?v=3XQ4GtMF-b6A>

Paparazzi Crew: Create a short video for all the bus drivers using all the interviews and photos. Upload the video to Vimeo and send the link to the drivers (figure out the best way to do this)

Action Crew: Use an instant camera for the photos or print them out on a regular printer or have the photos professionally printed.

Paparazzi Crew: Interview students and bus drivers using the questions provided.

Questions for students:

- How many miles do you think your bus driver drives every day?
- What can we do to make their job easier?
- What do you love most about your bus driver?
- What do you think your bus driver does when he/she is not driving a bus?
- If you could send your bus driver on a cruise anywhere, where do you think he/she would want to go?

Questions for bus drivers:

- How long have you been driving a bus for us?
- What do you wish your students knew about you?

Question after celebration:

- What was your favorite part of your appreciation day?

Welcome Aboard Presentation

Before the Appreciation Day

Creative Crew:

Decorate an area where the bus drivers will see as they pull into the school using theme-related items. Call the area "The Ship's Galley" Create a poster board with the words "The Ship's Galley" for a student to hold up during the presentation on the appreciation day.

Action Crew:

To create a fun atmosphere in the "Ship's Galley" area, enlist A-Team students to dress all in white as cruise ship members to greet them as they pull up to the school.

Have one student hold up "The Ship's Galley" sign; another student to wear a blown up pool float; another student to hold a beach ball; and other students to wear life jackets.

Paparazzi Crew:

Take photos of all the preparations happening to prepare for the appreciation day. Interview students about the bus drivers using the sample questions provided in the Bon Voyage idea or make up your own.

On the Appreciation Day

Action Crew:

As the bus drivers pull into the Ship's Galley area, A-Team members greet each of the bus drivers, waving and dancing in the "Galley" area and present all the fun things for them.

Paparazzi Crew: Take photos of the students and bus drivers all during the appreciation day. If possible, interview some of the bus drivers to get their reactions to the presentation and ask them:

What was your favorite part of your appreciation day?

Agenda for the presentation on Bus Driver Day:

Greet each driver as they pull into the school
Present Boarding pass thank you notes
Present Tourist Luggage goodie box
Sing the rewritten song to the bus drivers or play a recorded version of it on a loop until all the bus drivers have been honored.

Creative Crew Agenda

1. Create posters to inform the school about the upcoming appreciation day.
2. Create a photo prop for the Bon Voyage keepsake.
3. Create a captain's hat using the link provided.
4. Using the photos given to you by the Paparazzi Crew, create the Boarding Pass of Thanks for each bus driver.
5. Write at least 1 thank you note to a bus driver to be included in the Boarding Pass of Thanks.
6. Staple the A-Team thank you notes to the photo of the bus driver.
7. Create a Tourist Luggage goodie box for each bus driver.
8. Create the "Ship's Galley" poster and participate in the Welcome Aboard Presentation.



Boarding Pass of Thanks

Give your thank you notes to
your bus driver today!



Creative Crew: Put a table in the area where the students wait to board the buses. Decorate it in theme related items.

Have a lot of copies of blank notes ready for the students to fill out their thank you to their bus driver. Have pencils ready for them to use.

Create a sign telling the students to be sure to give the thank you note to their bus driver as they are getting on the bus that day.

Boarding Pass



Thank You!

for driving us to school and home
each day safely. Thank you for caring about us and
asking about our day! You're the best, Ms. Cyndi!



BUS DRIVER APPRECIATION DAY

BUS # 641

Boarding Pass



Thank You!



BUS DRIVER APPRECIATION DAY

BUS #

Boarding Pass



Thank You!



BUS DRIVER APPRECIATION DAY

BUS #

Boarding Pass



Thank You!





BUS DRIVER APPRECIATION DAY

BUS #

Origami Notes of Thanks

On cruise ships it's customary for origamis to be left in your room each night. To have some fun, have A-Team Members make an origami note of thanks to the bus drivers to include in their goodie box.

Here are a couple of short tutorial on how to make a cruise ship or butterfly origami. <https://ustrust.org/origami-bus-driver-appreciation-day>



Water Bottle Labels



Candy Bar Label



Anchors Aweigh!
Our Bus Drivers are the Best!

Oh Buoy!

*Our Bus
Drivers help us
Cruise into our Day*



BUS DRIVER APPRECIATION DAY



Anchors Aweigh!

*Our Bus
Drivers are the
Anchor of Our
Day!*

BUS DRIVER APPRECIATION DAY

Paparazzi Crew Agenda

1. Interview students and bus drivers before the appreciation day using the questions provided or create your own.
2. Take a photo of each driver with the student and photo prop. Print them out and give them to the Creative Crew.
3. Create a short video using the photos and interviews to create a keepsake for each of the drivers.
4. Write at least 1 thank you note to a bus driver to be included in the Boarding Pass of Thanks.
5. Participate in the All Aboard Presentation and interview some of the bus drivers after they are honored to get their reactions.

Upload the photos and videos into the closed Facebook group Utrust Coordinators.

Tip: Coordinate times with other A-Team groups to get photos and video needed.



Lucky Star

For a chance to win \$100 for your A-Team (Lucky Star), submit at least 5 pictures and 3 thank you notes and a short summary of the appreciation day activities to our closed Facebook group "Utrust Coordinators" Click [here](#) to go directly to the page.

Include your school name.
Deadline is Friday, September. 29.

