

# Custodian Appreciation Day



**“Reel” Time Announcements.** Use the announcements provided or create your own to inform the student body about Custodian Appreciation Day.

**Song of Thanks.** Enlist the chorus or a group of students to sing the rewritten lyrics to the custodians during the presentation.

**Under the Star Messages.** Use one of the messages provided or create your own to inform the community of Custodian Appreciation Day.

**Catch of the Day Thanks.** Decorate the doors of the custodians with a theme related phrase and image. Example: a drawing of Tweety Bird saying “I tawt I saw a clean school. I did! I did! Thank You, Custodians!”

**Smore Kit Goodies.** Enlist a student or parent group to fill the bag with goodies for each custodian.

**Campfire Presentation.** Make the day special for the custodians by enlisting students to sing the song to the custodians and say words of thanks. Invite a community or school group to provide a lunch for them.

**Templates.** Use the templates provided for water bottles and chocolate bars.

**Artwork.** Use the posters to inspire creativity to promote Custodian Day with the Camping Under the Stars theme throughout the school.



# SCHOOL COORDINATOR *agenda*

1. Distribute parts of the packet to the appropriate crew advisers (Action, Creative, Paparazzi).
2. Hold a planning meeting with the crew leaders to determine the following:
  - a. Decide the activities you will do for the appreciation day
  - b. Type of presentations (individual or group)
    - Which students will fill which roles?
    - Who will preside?
    - Will the principal or assistant principal be present to make a few comments?
    - Schedule a time for the presentation.
3. Invite the principal or assistant principal to say some honoring words to the custodians on Custodian Day.

CAMPING

FISHING

HIKING





# Campfire Presentation

**Creative Crew.** Decorate a table for a luncheon for the custodians. Create a campfire on the floor in the middle of the room using real sticks and crepe paper. Put a light underneath to make it look like fire.

Put real camping chairs for the custodians and students to sit in a circle for the campfire presentation.

**Suggested luncheon ideas:**  
Chili with all the fixins including Fritos, shredded cheese, sour cream  
Hot dogs with buns and condiments  
Sweet tea  
Hot cocoa/coffee  
Swiss Cake Rolls



## Presentation agenda

Have the park ranger mc the presentation by saying "We want to recognize some outstanding campers."

1. Call up each custodian one at a time and have the students and adults present to speak words of affirmation over each custodian. and present them with S'more Kit Goodies.

**Suggestions include:**

I want to commend Mr. Tollett for keeping our campsite clean and organized.

Thank you, Mrs. Brown, for always greeting us with a wave and a smile at the beginning of each morning.


Mr. Jones, thank you for getting here early to start our camp day off right.

Thank you, Mrs. Graham, for keeping our bathhouse clean and smelling good.

2. . Perform the skit with students doing a short rap and then follow up with serenading the custodians with the rewritten lyrics to honor them. (See Fireside Song for dialogue)

**Action Crew.** Recruit a student to serve as the park ranger.

Have the student wear a kha-ki shirt and pants with a hat. Here is a [link](#) to a paper bag vest the student can make to dress the part. Be sure to write park ranger on the badge.






# ACTION CREW ADVISER

## agenda

1. Find a group, class or club to do something to make the day special for the custodians.
2. Set up a table in a centralized location prior to the appreciation day and solicit students to write notes of appreciation to each of the custodians.
3. Find a group or individual to sing the rewritten song to the custodians.
4. Find two students who will read the announcements as a dramatic presentation.
5. Determine the message for marquee and display it.
6. For each custodian, recruit a student to write a nice note to be read aloud to them during the presentation.
7. Organize the skit and participate in the Campfire Presentation.
8. Invite a community, school group, or food service staff to provide a meal for the custodians.
9. Remind groups and individuals in the community how they have agreed to help and when their items are needed. See S'more Kit Goodies for ideas. Have students role play calls before they make them so that they learn how to handle calls—what to say and what not to say.





# "REEL" TIME Announcements

Student 1	Good morning, _____ (name of school)!
Student 2	Well good morning to you, _____ (name of student).
Student 1	I have a question for you. When you are camping, how do you communicate with fish?
Student 2	I don't know, how?
Student 1	You "drop them a line!"
Student 2	Hahaha!! What's with the camping jokes this morning?
Student 1	Well, this week we are honoring our custodians with a theme of Camping Under the Stars.
Student 2	Awesome! I love to go fishing when I camp out.
Student 1	Same! I bet we can have lots of fun finding ways to celebrate our custodians over the next few days with this theme.
Student 2	I agree. Let's all be thinking of how we can show our appreciation for all that they do here at our school.
Student 1	We'll meet back here in the morning to discuss it some more.
Student 2	Sounds great. Have a great day, everyone!

**DAY 1**



# DAY 2

Student 1	Hello students and staff here at _____ (name of school).
Student 2	Hey _____ (name of student). Okay, I have a joke for you today.
Student 1	Let's hear it.
Student 2	What do you get when you cross a fishing rod with a P.E sock?
Student 1	I have no idea. What?
Student 2	A hook, line, and stinker! Get it, a <b>STINKER!!!</b>
Student 1	(little laugh) - Speaking of fishing, we have a great idea for how we can all thank our custodians this week.
Student 2	Yes we do. Every student can write a note of thanks on a cutout of a fish.
Student 1	Then we will all attach them to the fishing line outside of the custodians closet.
Student 2	That will look so cool. And how awesome for them to get so many notes of thanks from us.
Student 1	Be sure to be creative and specific when you write your note. Tomorrow is the Celebration Day. We will check back with you all in the morning.

# DAY 3

Student 1	Today is the day we celebrate our custodians.
Student 2	They are the "reel" deal and we can't wait to tell them how much we appreciate all they do to keep our school clean.
Student 1	If you see them around campus, tell them thank you for the great job they do everyday!
Student 2	We are grateful for our custodians <b>TODAY</b> and every day!





# Catch of The Day

## THANKS

### Catch of the Day

MR. TONY



Thank you for always keeping our bathrooms clean!

Thank you for caring about me

Our custodians keep our school the cleanest around

**Creative Crew.** Decorate the custodian doors with the phrase "Catch of the Day" with cut out fish all over.

Draw or use a fish template thank you note for the students to write thank you notes to each custodian. Suggest the students choose one specific thing to thank the custodian for doing his/her job well. Once the note is finished, attach it to the rod or fishing line that belongs to the custodian.

**Action Crew.** Find long skinny sticks to serve as a fishing rod for each custodian. Run string to the end of the stick with a hook or ring at the end. Label each rod with the name of the custodian. Attach the rods to the doors.







# FIRESIDE Song

Student 1: "I have a song we can sing... and I'll even turn it into a song about our custodians... (one student raps this verse to the tune of Boom Chicka Boom)"

I said a Broom Sweep-a Broom  
I said a Broom Sweep-a Broom  
I said a Broom Sweep-a Mop-a Sweep-a Mop-a  
Sweep-a Broom"  
\*\*Kids all laugh\*\*

Student 2: "Now let's sing an actual campfire song about our custodians!!"

Mmmmmmm (make a humming sound to start on tune)

## Skit

To have a little fun perform a short skit before singing the main song sung to the tune of On top of Ole Smokey

When you enter our school, you'll find it so clean  
Thanks to our custodians, the floors they do gleam.

The gleaming floors are nice, and the trash is out too.  
They work so hard for us, keeping up with our zoo.

The kids are a plenty, the mess can be a lot  
But our great custodians, clean up on the spot.

They clean with such fervor, they clean with such pride  
They keep our school so clean, for all who come inside.

They are all such are hard workers, and we're so thankful for them  
Thank you dear custodians, you are really a gem!!!

(say in unison) THANK YOU FOR ALL YOU DO!!

Sing this tune to On Top of Ole Smokey. Click [here](#) for the link to a slideshow with vocals





# Under the Stars

## MARQUEE MESSAGES

To encourage community participation in the Appreciation Day, use one of the marquee messages or create your own.

School Name

Our Custodians are In Tents  
about keeping our school clean

Custodian Appreciation Day

October 2023

School Name

Our Custodians  
are the Reel Deal

Custodian Appreciation Day

October 2023






# CREATIVE CREW ADVISER

## *agenda*

1. Decorate the custodian door with a fishing reel and write notes of thanks in the shape of fish.
2. Create a goodie bag for each custodian and make the labels for the goodie bag items.
3. Make posters and signs to honor the custodians using the Camping under the Stars Theme.
4. Make a Park Ranger Vest for the MC of the presentation.
5. Participate in the Campfire Presentation, if possible.





**OUR CUSTODIANS**  
**ARE "In tents"**  
**ABOUT**  
*Keeping Our*  
*School Clean*

**CUSTODIAN APPRECIATION DAY**





Roughing it



UNDER THE STARS

Calling all Campers

HIKE ON  
OVER TO SAY  
THANKS  
TO OUR  
CUSTODIANS!



Custodian Appreciation Day





# Trail Mix Bar

Create a trail mix bar for the custodians to make their own trail mix with bowl or ziplock bag.

Pretzel sticks-twigs  
Chocolate chips-bear poop  
Nuts-squirrel poop  
Sunflower seeds-tree planters  
Goldfish  
The watering hole: Water bottles with template  
Moose Munch  
Tree sap: sweet tea

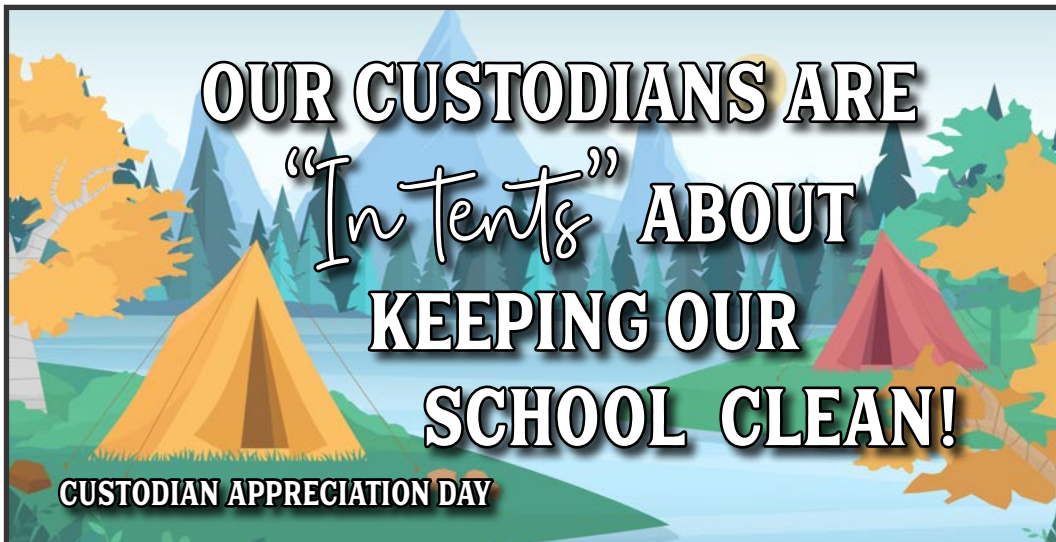


# S'more Kit Goodies

Use a brown paper sack with the words written "we appreciate you 'smore" than you know! and fill it with a smores kit and thank you notes.







**OUR CUSTODIANS ARE**  
*"In tents"* **ABOUT**  
**KEEPING OUR**  
**SCHOOL CLEAN!**

**CUSTODIAN APPRECIATION DAY**



**CUSTODIANS,  
WE APPRECIATE YOU  
“Smore”  
THAN YOU WILL EVER  
KNOW!**



**CUSTODIAN APPRECIATION DAY**

**CUSTODIANS,  
WE APPRECIATE YOU  
“Smore”  
THAN YOU WILL EVER  
KNOW!**



**CUSTODIAN APPRECIATION DAY**

**CUSTODIANS,  
WE APPRECIATE YOU  
“Smore”  
THAN YOU WILL EVER  
KNOW!**



**CUSTODIAN APPRECIATION DAY**



# PAPARAZZI CREW ADVISER

## agenda



### Questions to ask students about the Custodians:

1. What do you appreciate most about how our custodian keeps our campsite (school) clean?
2. When you hike through the school what do you see that the custodian has done to make this be a good place to be?
3. What kind of camper do you think our custodian would be? A tent camper, RV camper or a cabin computer
4. What do you think the custodian's favorite camp activity would be? Sitting around a campfire, telling ghost stories, canoeing or hiking.

Have the paparazzi put together a short video which includes short clips of video and pictures of the appreciation day celebrations. Include a few of the best responses to the questions above in the video. Give the video to the custodians as a keepsake.

Upload the photos and videos into the closed Facebook group Utrust Coordinators.

Tip: Coordinate times with other A-Team groups to get photos and video needed.

For a chance to win \$100 for your A-Team (Lucky Star), submit at least 5 pictures and 3 thank you notes and a short summary of the appreciation day activities to our closed Facebook group "Utrust Coordinators" Click [here](#) to go directly to the page.

Include your school name.  
Deadline is Friday, October 27th.

