

PRINCIPAL APPRECIATION DAY

Zippin Zebra Announcements. Use the announcements provided or create your own to inform the student body about Principal Appreciation Day.

All About Our Principals Song. Enlist the chorus or a group of students to sing the rewritten song to the principals during the presentation.

Monkeying Around Messages. Use one of the messages provided or create your own to inform the community of Principal Appreciation Day.

Safari Hat of Thanks. Create a safari hat for the principals to wear on the appreciation day. Place a thank you note from the A-Team in the band of the hat.

Canteen of Thanks. Encourage the entire school to write notes of thanks to the principals to place in the canteen.

Safari Animal Goodies. Enlist action crew to gather items provided by student or parent group to fill the bag with goodies for each principal.

Safari Adventure Presentation. Make the day special for the principals by enlisting students to sing the song to the principals and perform the skit. Invite a community or school group to provide a lunch for them.

Templates. Use the templates provided for water bottles and chocolate bars.

Artwork. Use the posters to inspire creativity to promote Principal Appreciation Day with the Safari theme throughout the school.

SAFARI
theme

SCHOOL COORDINATOR *agenda*

1. Distribute parts of the packet to the appropriate crew leader (Action, Creative, Papparazzi).
2. Hold a planning meeting with the crew leaders to determine the following:
 - a. Decide the activities you will do for the appreciation day
 - b. Type of presentations (individual or group)
 - . Which crews will provide students for which roles?
 - . Who will preside?
 - . Schedule a time for the presentation

SAFARI ADVENTURE

Presentation

Skit

Action Crew:

Recruit a school or community group to provide lunch for the principals. Here are some theme-related luncheon suggestions:

- Sub sandwiches laid out in a snake form
- Monkey Chow – Banana Chips
- Beetle Wings – Lays Potato Chips
- Tree Roots – Pretzel Sticks
- Elephant Snacks – Peanuts
- Zebra Cakes
- Animal Crackers



On the appreciation day:
Present each principal with these items to take on their safari tour:
A safari hat
Binoculars
Canteen
Water bottle

Action Crew. Recruit an A-Team student to serve as Steve Irwin, the Crocodile Hunter dressed in safari clothes. He is the safari tour guide of the safari cart with the principals in the back as the passengers.

“Travel” around the cafeteria to each of the animals. They will stop at the animal and the driver will make a statement about the animal and the principals.

Start the safari tour by saying “Lions and tigers and zebras oh my!”.

And then say “now look through your binoculars and you will see the lion on your left. The lion is king of the jungle just like YOU are the king of our jungle!”

Look, to the right and you will see a zebra! They are white with black stripes. The stripes protect them in their habitat. And all zebras are different and unique just like YOU! We are going to stop here and observe them in their natural habitat

Look at that cheetah! It is the fastest land animal. It is built for speed and stamina. Just like YOU, YOU think fast to solve problems that arise and work fast to get us what we need.

Look at that giraffe! They stand tall and oversee all that is going on around them just like YOU as you oversee our school.

Over there you will see an elephant and her cub. Just like YOU, elephants are intelligent, nurturing and never forget all the good things that have happened at our school.

And over here you will see a monkey. Just like YOU, they are very social animals and like to gather in groups.

The driver ends the tour by letting everyone know it is time for the luncheon and invite the principals to sit down and eat.

ACTION CREW ADVISER

agenda

1. Have two students practice the Zippin Zebra announcements they will make on the school intercom until they have used inflection and humor where needed to make them more fun.
2. Identify students willing to sing the song for the appreciation day.
3. Encourage student body to participate in Canteen of Thanks.
4. Enlist parents or other volunteer groups to send goodies for the bag.
5. Determine the Monkeying Around Marquee Message and assign a group or club to put it up prior to the appreciation day.
6. Participate in Safari Adventure Presentation. Decide who will say what, and who will dress as the Ranger.
7. Remind groups and individuals in the community how they have agreed to help and when their items for the goodie bags or luncheon are needed. See Safari Animal Goodies and Safari Adventure Presentation for ideas. Have students role play calls before they make them so that they learn how to handle calls—what to say and what not to say.

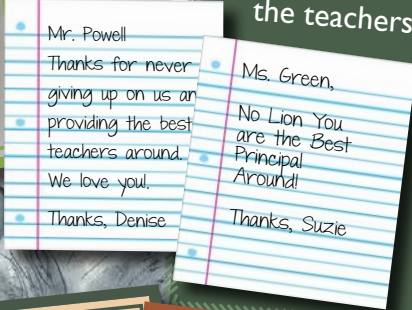
Name and number

CANTEEN OF THANKS

Creative Crew. Make a canteen for each principal out of white paper plates stapled together open at the top to make a pocket.

Attach string to it to make it look like a canteen.

Action Crew. Fill with the thank you notes written by all the students. Have students give the notes to their teachers. Pick up the notes from the teachers.



Creative Crew. Decorate a paper bag to look like a safari animal and fill it with goodies for the principals.

Create labels for each of the items included in the goodie bag. Wrap the labels around each item and secure them with tape or twine. The labels can be created on the computer or handwritten on paper.



SAFARI ANIMAL *goodies*

Suggestions include: Zebra cakes, Cheetah Puffs, Monkey Bananas, Crocodile Teeth (Bugles), Animal Crackers etc.



ALL ABOUT OUR PRINCIPALS *Song*

Because you know we're all about that thanks
'bout that thanks, no trouble
We're all about that thanks, 'bout that thanks, no trouble
We're all about that thanks, 'bout that thanks, no trouble
We're all about that thanks, 'bout that thanks, (thanks thanks thanks)

We got the leaders here
We can't be outdone
With our principals
We're always number one


Cause they got those qualities
That all the kids love
To keep us all on track
And always rise above

We see them every day
They keep our school in line
They build the teachers up
So that we all can shine

If we got problems, problems
They get 'em solved
Everything they do is for us
From eight to three o'clock

Because you know we're all about that thanks
'bout that thanks, no trouble
We're all about that thanks, 'bout that thanks, no trouble
We're all about that thanks, 'bout that thanks, no trouble
We're all about that thanks, 'bout that thanks, (thanks thanks thanks)

Sing to
the tune of All About
that Bass. Click [here](#) for the link
to a slideshow with vocals



SAFARI HAT OF THANKS

Creative Crew. Create a safari hat for each principal made out of construction paper (or another heavy paper).

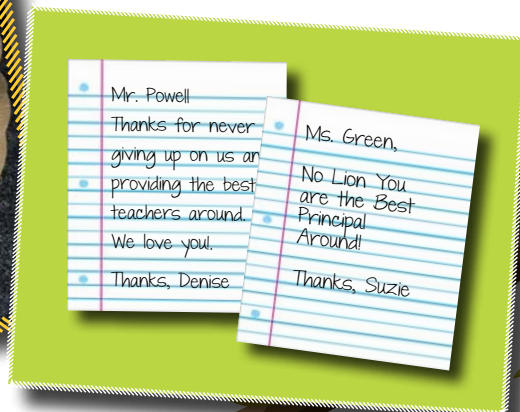
Make a hat band out of construction paper for each hat so thank you notes written by all the A-Team students can be tucked into the hat band for each principal.

Label each hat with the name of each principal.

Write a thank you note to each principal and tuck it into the hat band of each principal.

Here's a [link](#) on how to make a safari hat out of paper plates.

Action & Paparazzi Crew. Write a thank you note to each principal and tuck it into the hat band of each principal.



MONKEYING AROUND

Marquee Messages

School Name

We are Bananas
about our Principals

Principal Appreciation Day

February 2024

To encourage community participation in the Appreciation Day, Use one of the marquee messages or create your own.

School Name

No Lion,
Our Principals are the Best

Principal Appreciation Day

February 2024



ZIPPIN' ZEBRA

Announcements



DAY 1

Student 1	Good morning, _____ (mascot)!
Student 2	Yes, good morning to our staff and student body!
Student 1	This week we are celebrating our principals
Student 2	And we are using a Safari theme to say thank you.
Student 1	Oooh, that should be fun! How are we going to do it?
Student 2	We would like for all of the students and teachers to write a thank you note to each principal.
Student 1	Be sure that you tell them something specific that you are grateful for.
Student 2	Tomorrow, you will turn in the notes to your homeroom teacher.
Student 1	And the A-Team will collect them all to be given at a special presentation on Thursday.
Student 2	I'm going to think about the animals in the jungle and pick one for each principal and describe him/her like that animal.
Student 1	That's creative. I think I am going to draw a picture of my favorite jungle animal in my note.
Student 2	I can't wait to see how many notes of thanks we have to give them on Thursday.

DAY 2

Student 1	(singing) "You're gonna hear me ROAR!!"
Student 2	Goodness gracious... what caused that UPROAR?? (little chuckle)
Student 1	I'm just saying good morning like a lion might do in the jungle.
Student 2	Wow! Well, maybe you should leave the singing part to Katy Perry!
Student 1	haha! I was just trying to have a little fun, like we are hoping to do for our principals this week.
Student 2	Did you get your thank you note written?
Student 1	I sure did. And I gave it to my homeroom teacher.
Student 2	Great job. We would like for the rest of you to give your notes to your teacher in just a few minutes so that the A-Team can come and collect them.
Student 1	Thanks everyone for helping us celebrate our principals and their leadership at _____ (name of school).

DAY 3

Student 1	Today is the day... Principal Appreciation Day!
Student 2	We are so excited to show our principals how grateful we are for the job they do around here.
Student 1	Yes! And we all know sometimes things can get WILD here at _____ school (name of school).
Student 2	So, when you see any of the principals today, stop and tell him/her thank you for leading us well.
Student 1	And for keeping us safe.
Student 2	And for making this school a great place to learn!
Both Students	THANK YOU, _____ (insert principal's names) for all you do!!

CREATIVE CREW ADVISER

agenda

1. Create a goody bag for each principal. See Safari Animal Goodies for ideas.
2. Make signs and posters to honor the principals using the Safari theme and display them in the school.
3. Create a canteen for each of the principals with paper plates. See Canteen of Thanks for ideas.
4. Create a safari hat for each of the principal out of cardboard or paper plates. See Safari Hat of Thanks for ideas.
5. Create a pair of binoculars for the principals to use on the presentation day.
6. Create animal faces for each of the students honoring the principals on their special day.
7. Create a side of the car for the safari tour for the principals and have students hold it while walking around with the principals behind it as though they are riding in the jeep.
8. Write notes of thanks to put on the band of the safari hat to present to the principals on the appreciation day.
9. Participate in Safari Adventure Presentation, if possible.





Principal Appreciation Day

**OUR
PRINCIPALS
OVERSEE
OUR SCHOOL
TO MAKE
IT GREAT!!**



**NO "LION"
OUR
PRINCIPALS
ARE THE
BEST!**

Principal Appreciation Day



Principal Appreciation Day

**OUR PRINCIPALS ARE
OUR TRUSTED GUIDES!**



← HAPPY PRINCIPAL APPRECIATION DAY →

**WE ARE WILD ABOUT
OUR PRINCIPALS!**



← HAPPY PRINCIPAL APPRECIATION DAY →

**WE ARE WILD ABOUT
OUR PRINCIPALS!**



← HAPPY PRINCIPAL APPRECIATION DAY →

**WE ARE WILD ABOUT
OUR PRINCIPALS!**



PAPARAZZI CREW ADVISER

agenda

Questions to ask students about the Principals (you might also want to ask staff members these questions about the principals):

1. What qualities would make our principal a good safari guide?
2. What does our principal do to keep us safe and calm in this jungle of a school?
3. Which jungle animal reminds you of our principal and why? Example answers: a giraffe because he oversees the school, an elephant because she has a great memory , a lion because she is fiercely protective

Put together a short video which includes short clips of video and pictures of the appreciation day celebrations. Include a few of the best responses to the questions above in the video. Give the video to the principals as a keepsake.

Note: If some students have really good answers, ask them to be present during the presentation to answer the questions live in front of the principals.

Upload the photos and videos into the closed Facebook group Utrust Coordinators.



For a chance to win \$100 for your A-Team (Lucky Star and Awesome Notes of Appreciation), submit at least 5 pictures and 3 thank you notes and a short summary of the appreciation day activities to our closed Facebook group "Utrust Coordinators" Click [here](#) to go directly to the page.

Include your school name.
Deadline is Friday, February 24th.

