

BUS DRIVER DAY

Victorian Era

Table of Contents

(What's In This Packet)

VICTORIAN ERA OVERVIEW

UAP OVERVIEW OF LEADERS & TASKS

CHECKLISTS & AGENDAS
(For Action, Creative & Paparazzi Crews)

KEYS OF THANKS (A-Team Thanks)

POSTCARDS OF THANKS (Whole School Involvement)

TOP HATS & TEA CUPS PRESENTATION

SOCIAL MEDIA POSTS & INSTRUCTIONS

SOCIETY PAGE ANNOUNCEMENTS

SONG: "We Will Rock You" by Queen (Rewritten Lyrics)

REMARKABLE MARQUEE MESSAGES

STEAMER TRUNK OF GOODIES

TEMPLATES (For water bottles and chocolate bars)

POSTERS

AWESOME NOTES (& AWARDS)



September 2026



MISS DERYL LEIGH-HUNT (MRS. CYRIL GEORGE DODGSON).



THE VICTORIAN ERA

The Victorian era, named after Queen Victoria of England, spanned much of the 1800s and was known for its sense of elegance, order, and invention.

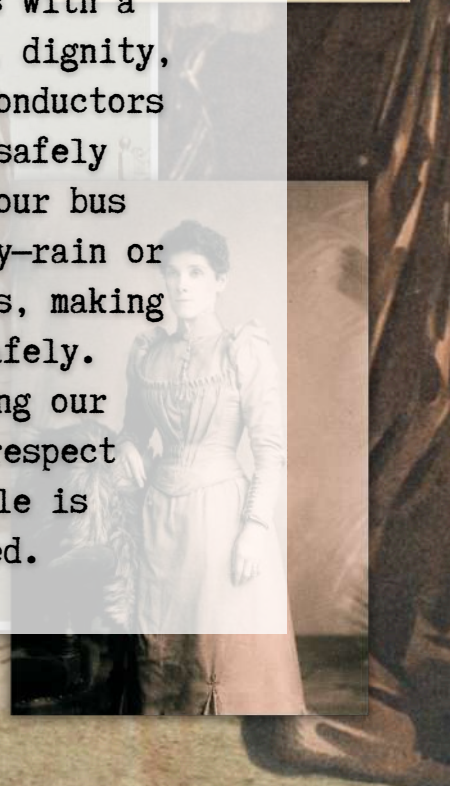
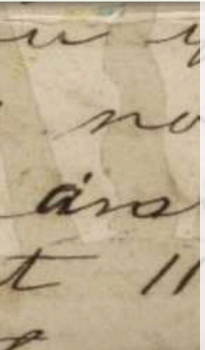
During this time, transportation was rapidly changing—horse-drawn carriages, trains, and even the earliest automobiles were connecting people to new opportunities. The era was also famous for its style: top hats, lace, pocket watches, gas lamps, and detailed decorations were all part of daily life.

It was a time when dependability and dignity mattered, and communities relied on drivers, coaches, and new technologies to get them safely where they needed to go.

WHY THIS THEME FOR BUS DRIVER APPRECIATION

This year, we're celebrating our bus drivers with a Victorian theme to highlight their importance, dignity, and dependable service. Just as drivers and conductors in the Victorian era helped people travel safely through bustling cities and country roads, our bus drivers faithfully transport students each day—rain or shine. They are the steady hands that guide us, making sure everyone arrives at school and home safely. By using the Victorian theme, we are honoring our bus drivers with an old-fashioned sense of respect and gratitude, showing them that their role is timeless, valued, and deeply appreciated.

LADY EMILY SEYMOUR (LADY EMILY WALKER).



UAP OVERVIEW

The Utrust Appreciation Program is designed around the notion: "Everyone Does a Little so No One Does a Lot!"

The A-Team (Appreciation Team) consists of the: Action Crew, Creative Crew, and Paparazzi Crew.

The Utrust model calls for five (5) adult leaders. The responsibilities of the leaders are described below.

School Coordinator

School Coordinator coordinates all activities of the appreciation days. Meets with adult leaders to plan for the appreciation days. Schedules all celebrations.

Action Crew Adviser

Action Crew Adviser advises Action Crew members on how to get others involved in appreciation day activities: inviting student groups to lead activities, putting up marquee messages, making announcements, making phone calls to parents and community members who have previously volunteered to help, etc.

Creative Crew Adviser

Creative Crew Adviser advises Creative Crew members as they make posters, signs and cards, decorate goodie bags for honorees and any other creative things needed for appreciation days.

Paparazzi Crew Adviser

Paparazzi Crew Adviser advises the Paparazzi members as they tell the story of appreciation days through photos, video and other means.

Each packet is divided up with a checklist, meeting agenda and responsibilities for each Crew.



SCHOOL COORDINATOR CHECKLIST

CHECKLIST

DISTRIBUTE parts of the packet to Crew Advisers (Action, Creative, Paparazzi).

HOLD A MEETING with Advisers to plan out activities.

After Crew Advisers hold a meeting with their Crew, then HOLD A MEETING with the entire A-Team to coordinate the presentation.

INVITE the principal and/or assistant principal to join the A-Team in saying thank you to the bus drivers as they pull into the school on Bus Driver Day. Consider inviting a school board member to be present, too.

FIND A TOP HAT to use as a photo prop and a handheld bell for ringing during the presentation.

NOTE: Items in the Meeting Agenda are to be completed during the meeting. Items on the checklist are to be completed outside of the meeting.

MEETING AGENDA

Use the following agenda to hold a planning meeting with the Crew Advisers:

- Decide activities for the appreciation day
- Work out any logistics for activities
- Determine which crews will provide students for which roles for the presentation.
- Schedule a date & time for the presentation
- Determine any special guests to invite to participate





ACTION CREW CHECKLIST

NOTE: Items in the Meeting Agenda are to be completed during the meeting. Items on the checklist are to be completed outside of the meeting.

MEETING AGENDA

- Decide where the Postcards table will be placed.
- Determine which group to include to make the day special
- Select 2 students to perform announcements.
- Decide on the marquee messages
- Write the Postcards of Thanks Notes
- Send reminders to those who have agreed to provide items or help for the day.
- Determine which group, class or club to ask to make the day special
- Consider who will sing the song
- Identify MC for presentation.
- Send reminders to those who signed up to donate items
- Determine who will complete the tasks on the checklist

CREW CHECKLIST

- { } HAVE A MEETING WITH YOUR CREW
- { } POST MARVELOUS MARQUEE MESSAGES
- { } HAVE SELECTED STUDENTS Practice & PERFORM THE SOCIETY PAGE ANNOUNCEMENTS
- { } SET UP POSTCARDS OF THANKS:
Set up a table to collect the "Postcards of Thanks."
- { } Write at least 1 thank you note on a Postcard of Thanks
- { } FILL THE STEAMER TRUNK OF GOODIES
- { } ASK THE SELECTED GROUP TO SING THE SONG AND FOLLOW UP WITH THEM SO THEY KNOW THE DATE AND TIME.
- { } ASK THE SELECTED GROUP, CLASS OR CLUB YOU DECIDED ON IN THE MEETING TO MAKE THIS DAY SPECIAL
- { } PARTICIPATE IN THE TOP HATS & TEACUPS PRESENTATION



CREATIVE CREW CHECKLIST



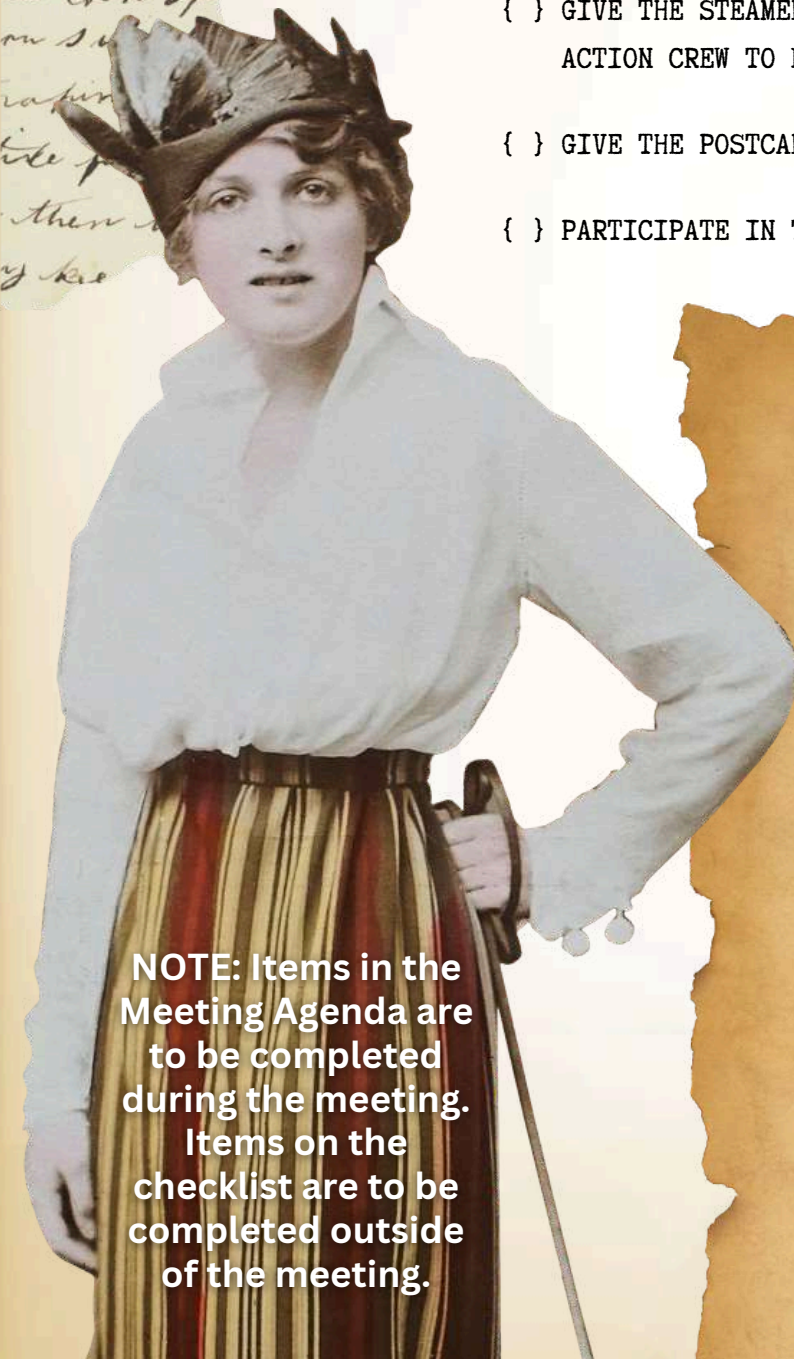
CREW CHECKLIST

- { } HOLD A MEETING TO CREATE! (See Meeting Agenda Below)
- { } POST SIGNS & POSTERS
- { } DECORATE THE POSTCARDS OF THANKS TABLE
- { } GIVE THE STEAMER TRUNK OF GOODIES TO THE ACTION CREW TO BE FILLED
- { } GIVE THE POSTCARDS OF THANKS TO THE ACTION CREW FOR PLACEMENT
- { } PARTICIPATE IN THE PRESENTATION

MEETING AGENDA

- Create & post posters
- Wrap water bottles and chocolates
- Decorate the Steamer Chest of Goodies
- Create the Keys of Thanks parchment scrolls for each bus driver
- Decorate the table for the Postcard of Thanks station
- Create the Postcards of Thanks
- Decorate Postcard Envelopes for each Bus Driver
- Write a Postcard of Thanks notes
- Determine who will complete the tasks on the checklist

NOTE: Items in the Meeting Agenda are to be completed during the meeting. Items on the checklist are to be completed outside of the meeting.



PAPARAZZI CREW CHECKLIST



MEETING AGENDA

- Select the interview questions and who will do the interviews.
- Which A-Team students will participate in the video?
- Who will MC the video?
- Will the principal or assistant principal make a few comments for the video?
- Decide what elements will be included in the video.
- Make assignments for other items on the checklist.
- Write the Postcard of Thanks notes.

NOTE: Items in the Meeting Agenda are to be completed during the meeting. Items on the checklist are to be completed outside of the meeting.

CREW CHECKLIST


- Take Great Photos
- Promote on Social Media
(See Social Media Page)
- Conduct Interviews
- Participate in the Presentation
- Create a Video
- Enter Contests to Win
(See Awards Page for more details)
Deadline for submission: Friday,
September 25, 2026

VIDEO CHECKLIST

- Prepare a video clip of the photos and videos.
- Get a clip of the Creative Crew making goodie bags and promotions.
- Use the rewritten song in the video.
- Post videos on the UAP Facebook Group and the school Facebook.
- [VIDEO TIPS CLICK HERE](#)

GREAT PHOTO CHECKLIST

- Take photos of all the preparations, presentations, decorations (preferably with the Bus Drivers).
- Get photos of 3 of the best notes to post for Awesome Notes Award.
- Take photos of the Top Hats & Tea Cups Presentation
- [PHOTO TIPS CLICK HERE](#)



Interview Questions

Choose 1 or 2 Questions to Ask the Students & Drivers

QUESTIONS FOR STUDENTS

1. Tell us, who is the esteemed driver of your morning carriage, and what do you most admire about them?
2. What has been the most memorable moment on your journey to school under your driver's care?
3. If you were to recount a story of your driver's service, which tale would you share first?
4. Has your driver ever brought laughter or delight to the passengers on the journey? Please share.
5. If your driver had a motto or words to live by, what do you think they would be?
6. Complete this thought for us: "My bus driver is unlike any other because..."

QUESTIONS FOR BUS DRIVERS

1. Today, you are the guests of honor. What does it mean to you to be recognized and celebrated in this way?
2. You guide so many young passengers each day. What is the most rewarding part of your daily journey?
3. If you could share one message with the students who ride your carriage each morning, what would it be?

REPORTERS TIPS

[CLICK HERE](#)



A-TEAM THANKS KEYS OF THANKS



The Creative Crew will create the parchment scroll for each bus driver. It will have the Key Declaration. It will be either folded up and closed with a wax seal, or rolled up and tied with a red ribbon.

The appointed MC will read it aloud during the presentation. Each of the bus drivers will be given their own declaration.

[Download Canva Template](#)

KEY DECLARATION

*Whereas the esteemed driver of
our grand school district:*


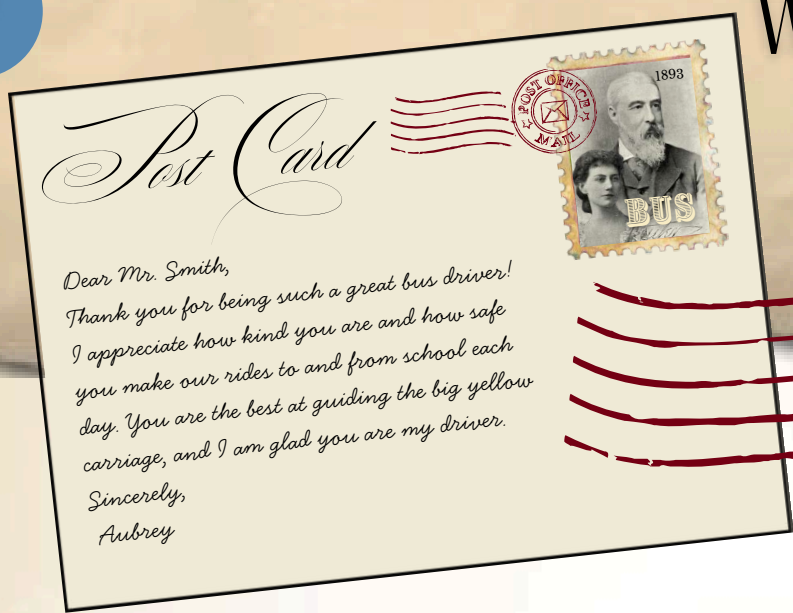
David Smith

*rises before the sun, braves
the trials of traffic, and
delivers precious cargo with
diligence and grace. Let it be
known that today, the
scholars and staff of our
school bestow our deepest
gratitude and humble thanks
upon thee.*



Postcards of Thanks

Whole School Involvement



ACTION CREW TASKS

- Set up a table in the cafeteria or another high-traffic school area.
- The A-Team can make sure each envelope is filled only with notes for the correct bus driver.

CREATIVE CREW TASKS

- **CREATE POSTCARDS:** Design Victorian-themed postcards (or use the ones provided by Utrust) and print enough copies for students to use.
- **PREPARE ENVELOPES:** Label large envelopes with each bus driver's name; decorate to match the theme.
- **DECORATE THE TABLE:** Add a table covering and Victorian touches (small props like quills, feather pens, top hats, tea cups, or gear cutouts if you want a steampunk flair).
- **PROVIDE SUPPLIES:** Have plenty of pens, markers, and colored pencils available for students to use.

HOW IT WORKS

- The A-Team & Creative Crew will set up a Postcards of Thanks station in the cafeteria or another high-traffic area of the school.
- The station will be open during the week prior to Bus Driver Day.
- Students will be invited to stop by and write a Postcard of Thanks to their bus driver.
- Large envelopes, labeled with each bus driver's name, will be displayed at the table.
- Once students finish their postcards, they will place them into the correct envelope for their bus driver.
- During the Top Hats & Tea Cups Presentation, each bus driver will be presented with their envelope full of postcards.



How To Write **AWESOME NOTES**

1-Address by Name: Start with their name to make it personal.

2-Be Specific: Mention something special about them or what they've done.

3-Share the Impact: Explain how they've made a difference to you, others and/or the school.

4-Be Sincere: Write from the heart, using your own words.


5-End with Gratitude: Finish with a heartfelt thank you.

6-Sign your Name: Write your full name.




Bus Driver Day September 2025

Post Card
of Thanks



Post Card
of Thanks



TOP HATS & TEACUPS PRESENTATION



ARRIVAL CELEBRATION

- **Cheerleader Welcome Crew:** Line the bus circle with cheerleaders or students holding Victorian-styled signs like “Hats Off to Our Drivers!” or “Your Carriage May Be Yellow, But Your Service is Golden!”
- **Music on Arrival:** Play a brass band march or string quartet-style music over the loudspeakers (or live!) as the buses pull in (something Victorian but upbeat).
- **Bell Ringing:** Have a few students dressed in costume ring handheld bells as each bus arrives, as if announcing royalty.
- **Song of Appreciation:** Students can perform the song with rewritten lyrics or record it ahead of time with costumed visuals to play during the presentation.

OPTIONAL EXTRA!

- **Tea & Biscuits Station:** If possible, offer a simple refreshment table (cookies and iced tea) set up with a “Victorian tea” vibe for bus drivers after the presentation.
- Have a costume contest to encourage everyone to dress up!



PRESENTATION

- **Steamer Trunk of Goodies:** Present each bus driver with their themed trunk and the Postcards of Thanks envelope.
- **Key Declaration Scroll:** Have an A-Team member present the parchment scroll, reading the short, formal “Proclamation of Appreciation” aloud before handing it over.
- **Top Hat Photo Prop:** Invite each bus driver to wear or hold the Top Hat for their photo.

PAPARAZZI CREW TASKS

- **Individual Photos:** Take a picture of each driver with their A-Team presenter and Top Hat.
- **Group Picture:** End with a large group photo of all the bus drivers, A-Team, and cheerleaders holding signs.
- **Social Media Highlights:** Post photos to the school’s Facebook page and the Utrust Coordinators group with captions like “All Aboard the Appreciation Express!” or “Honoring Our Noble Carriage Drivers!”
- **Create a Video:** The Paparazzi Crew can play short clips of students and bus drivers answering fun Victorian-style questions about their bus drivers (using the ones we created earlier).

Everyone is encouraged to dress up in Victorian Era style!



SOCIAL MEDIA

INSTRUCTIONS:

1. Give these instructions to your dedicated Facebook Coordinator or assign a teacher, staff member or parent to do the posting on the school's Facebook page. You can add people as "Editor Access" to your page without providing full admin access. Instructions [HERE](#).
2. Click the [LINK](#) to access pre-made graphics for the appreciation day.
3. Log in to Facebook.
4. Copy the suggested text and hashtags and paste into your post.
5. Attach the photos and post it!
6. Tag @UtrustUap and your sponsors/donors.
7. OPTION: Pre-Schedule! If you have a "Business Page" for your school, you can easily schedule some or all of the posts at one time using Meta. Meta will also allow you to post/schedule to Instagram at the same time. Watch the How To Video [HERE](#)

SUGGESTED POSTS:

Post 1: 🚌🌟 A Salute to Our Noble Carriage Keepers! THEME: Victorian Era

From the break of dawn until the day's end, our bus drivers guide their carriages with steadfast care and dignity. Today we raise our hats in gratitude for their daily devotion. Thank you for carrying our students safely on every journey! 🎩📢

Post 2: 🎩❤️ Letters of Esteem for Our Drivers of Distinction THEME: Victorian Era

On this Bus Driver Appreciation Day, we pause to honor the keepers of the yellow carriages who faithfully deliver precious cargo each day. With patience, grace, and a steady hand, they ensure our students arrive ready to learn. A round of applause for these unsung heroes of the roadway! 🚌🌟

Post 3: 📢🎩 Top Hats Off to Our Honored Drivers! THEME: Victorian Era

In true Victorian fashion, we celebrate the noble guardians of our morning and afternoon journeys. Their dedication fuels the future, one safe ride at a time. Today we bestow upon them our deepest thanks—hip hip, hooray for our bus drivers! 🚌🌟

DOWNLOAD THE SOCIAL GRAPHIC HERE



BUS DRIVER APPRECIATION DAY

SOCIETY PAGE

Announcements

DAY 1 — PRINCIPAL TEACHING POINT

The Victorian era, named after Queen Victoria of England, spanned much of the 1800s and was known for its sense of elegance, order, and invention.

During this time, transportation was rapidly changing—horse-drawn carriages, trains, and even the earliest automobiles were connecting people to new opportunities. The era was also famous for its style: top hats, lace, pocket watches, gas lamps, and detailed decorations were all part of daily life.

It was a time when dependability and dignity mattered, and communities relied on drivers, coaches, and new technologies to get them safely where they needed to go.

This year, we're celebrating our bus drivers with a Victorian theme to highlight their importance, dignity, and dependable service. Just as drivers and conductors in the Victorian era helped people travel safely through bustling cities and country roads, our bus drivers faithfully transport students each day—rain or shine. They are the steady hands that guide us, making sure everyone arrives at school and home safely. By using the Victorian theme, we are honoring our bus drivers with an old-fashioned sense of respect and gratitude, showing them that their role is timeless, valued, and deeply appreciated.

Encourage the Principal to take just a moment to kick off the week with a teaching moment about the Victorian Era over the intercom on Monday.

Play the provided movie during the morning news show or in the classrooms.

[Download the Movie](#)



SOCIETY PAGE

Announcements

DAY 2 — EARLY IN THE WEEK

Student 1: Dearest gentlemen and gentle ladies, this week we enter our Victorian Era Theme to honor our most esteemed bus drivers.

Student 2: It has come to our attention that this week holds an occasion most grand.

Student 1: Indeed, whispers abound that we shall soon honor the true guardians of our daily journeys—our bus drivers.

Student 2: These noble conductors rise before dawn, steering their carriages with unmatched grace.

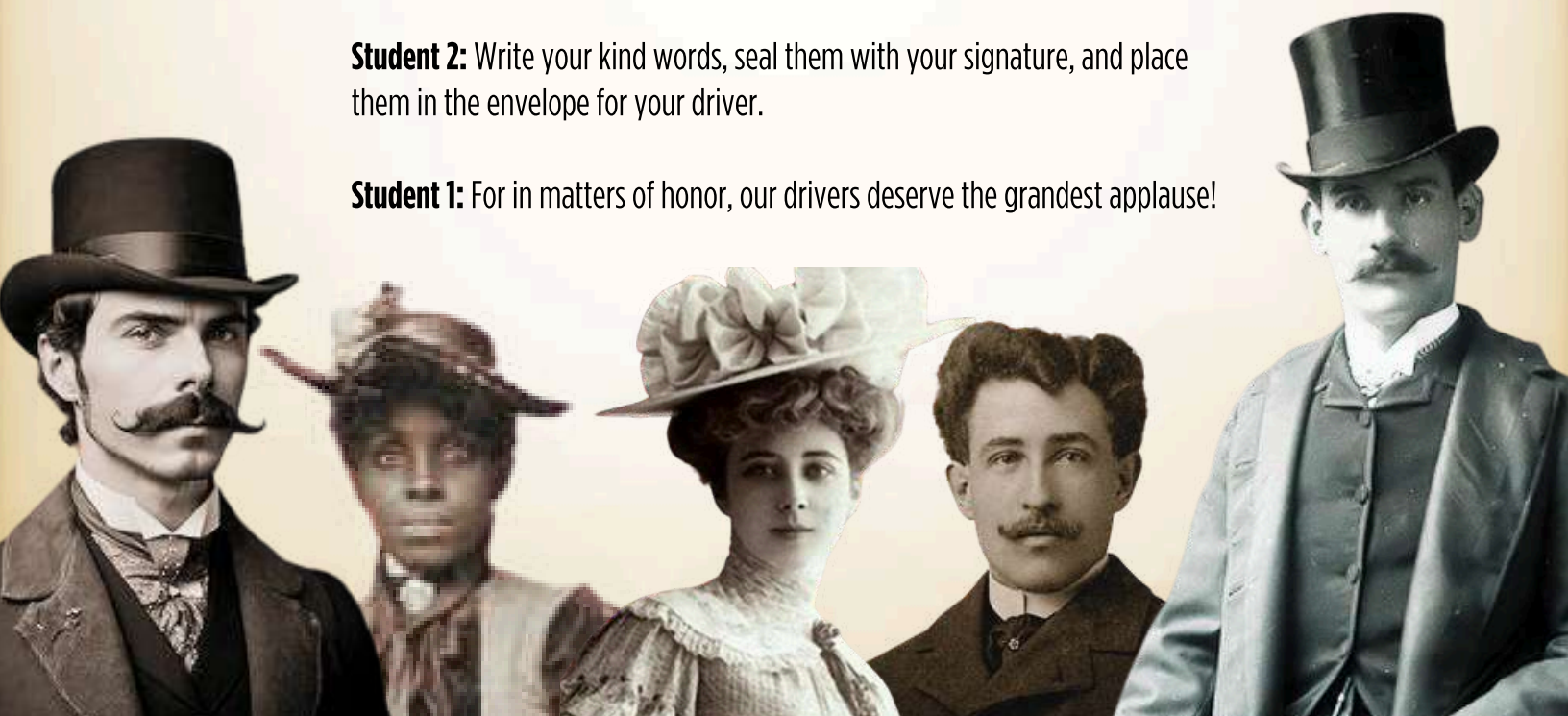
Student 1: And we, their fortunate passengers, owe them our deepest gratitude.

Student 2: And to achieve that, we humbly ask you, the students, to write a heartfelt note of appreciation to your dedicated bus drivers.....

Student 1: There will be a table set up in the _____ where you may express your thanks on an official Postcard of Thanks.

Student 2: Write your kind words, seal them with your signature, and place them in the envelope for your driver.

Student 1: For in matters of honor, our drivers deserve the grandest applause!



SOCIETY PAGE

Announcements

DAY 3 — THE DAY BEFORE

Student 1: Dearest students, society can speak of nothing else—tomorrow is Bus Driver Appreciation Day.

Student 2: A celebration most fitting for the brave souls who ensure our safe passage each morn and afternoon.

Student 1: Today, you still have time to craft your message at the Postcards of Thanks table.

Student 2: Tell your driver what makes them special, or share a memory of your journeys together.

Student 1: Place your words of gratitude into the proper envelope.

Student 2: For tomorrow, those very notes shall be revealed at a most distinguished ceremony.

Student 1: And rest assured, we will be watching with keen delight.

DAY 4 — BUS DRIVER APPRECIATION DAY

Student 1: Dearest gentlemen and gentle ladies, the day we have awaited with bated breath has arrived.

Student 2: Today, society turns its gaze upon the noble drivers of our yellow carriages.

Student 1: In the grand Top Hats & Tea Cups Presentation, our bus drivers shall be honored in style.

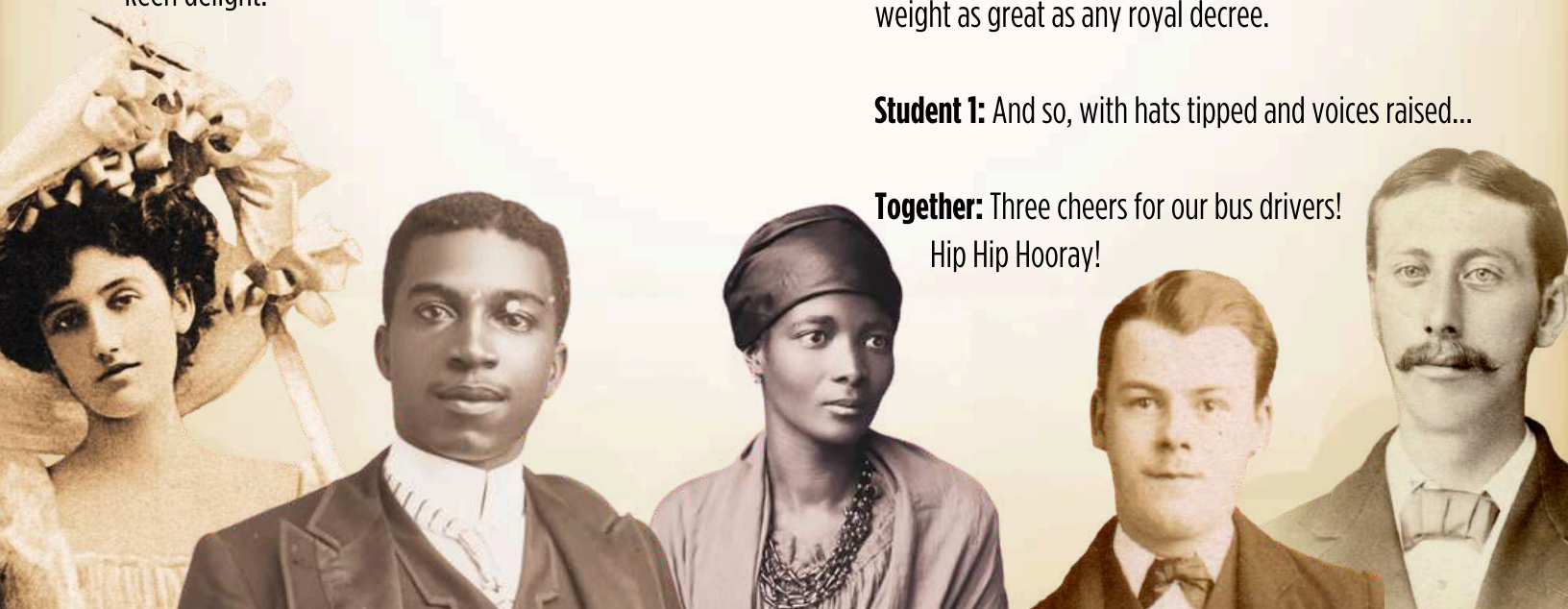
Student 2: Their envelopes of postcards—filled with your words of thanks—shall be bestowed upon them along with special treats in the Steamer Trunk of Goodies.

Student 1: When you see your driver today, do offer a smile and a kind word.

Student 2: For such gestures, though small, carry weight as great as any royal decree.

Student 1: And so, with hats tipped and voices raised...

Together: Three cheers for our bus drivers!
Hip Hip Hooray!





Song Lyrics

Tune: My Bonnie Lies Over the Ocean

Choose how many verses you want to sing

You greet us every morning
With a smile and a friendly "Hello"
Once we're settled in safely,
It's off to our school we all go.

We honor you today with a victorian theme
To thank you for all that you do.
Your kindness is certainly a big thing,
But it's mostly for just being you.

So here is a song just to thank you,
For every mile that we ride,
We couldn't do school without you
That's a fact that can't be denied.

When school's out, you're there and you're ready,
Like clockwork, you roll up in style,
We know that you'll keep us all safely
As you carry us mile after mile!

You catch us when we're not at our finest,
With eyes in the back of your head!
You tell us things would go smoother,
If only we'd do what you said.

Chorus:

Thank you, thank you
For driving us to and from school! (from school!)
Thank you, thank you,
You're kind and always so cool.



Watch the
Lyric Video

... opportunity
... a few lines to inquire
... health i hope you are in
... i miss you every morn
... i hope the time will
... then you will be re
... mdy again for
... as a friend of
... i work
... here to
... fine pe
... a for
... work the
... read her
... it from
... a you
... like a



Remarkable Marquee Messages

To encourage community participation in the Appreciation Day, use one of the marquee messages or create your own.

SOUTH VICTORIAN SCHOOL

FULL STEAM AHEAD

THANK YOU

BUS DRIVERS!

SOUTH VICTORIAN SCHOOL

OUR BUS DRIVERS

ARE THE GEAR THAT

MAKES US GO!



Steamer Trunk of Goodies



ACTION CREW TASKS

- Wrap water bottles and chocolate bars with provided labels.
- Enlist a community or school group to fill the chests with things like:

- Fruit Jellies or Hard Candies
- Chocolate Squares or Fudge
- Tea Cakes or Tea Biscuits
- Mini Fruit Pies or Tarts
- Oranges or Clementines
- Dried Fruit Packets
- Shortbread Cookies
- Pretzel Sticks
- Ginger Snaps
- Roasted Nuts
- Tea Bags
- Popcorn
- Apples

CREATIVE CREW TASKS

Use a cardboard box to make a steamer trunk for each Bus Driver to hold the goodies.



Water Bottle Label

WATER BOTTLES & CHOCOLATE:

- Wrap the water bottles and chocolate bars in the templates provided.



Candy Bar Label



FROM CARRIAGE
TO COACH,
YOU'RE THE
DRIVERS OF
THE FUTURE!
WE APPRECIATE
YOU FOR
EVERY MILE!



Bus Driver Day!
September 2026



September 2026
Bus Driver Day!
Theme: Victorian Era

U^{trust}


STEAM,
STEEL, AND
A STEADY
HAND...
THANK
YOU FOR
THE RIDE!





YOUR CARRIAGE
MAY BE YELLOW,
BUT YOUR SERVICE
IS GOLDEN!

THANK YOU
BUS DRIVERS!



September 2026: Bus Driver Day!

GRANT REQUIREMENTS & AWARDS



SHINING STAR AWARD:

(Fulfills Grant Requirement +
Chance to Win \$100 for Your A-Team)

SUBMIT IN THE APP:

- Minimum of 5 themed photos
- Brief summary of Appreciation Day activities

This submission keeps your school eligible for next year's grant funding.

IMPORTANT

- All entries must be submitted through the Utrust Awards & Grant Eligibility App
- No Facebook posting is required
- Submit before the deadline of Sept 25th

The app makes submission simple, guided, and complete – no extra steps to remember.




AWESOME NOTES AWARD:

(Chance to Win \$100 for
the Honoree)

SUBMIT IN THE APP:

- Photos of your 3 best Awesome Notes
- Each note photographed separately
- Clear, readable images



[ACCESS THE APP HERE!](#)

Deadline for submission for Awards: Friday, September 25, 2026