

FOOD SERVICE DAY

40s Rosie The Riveter

Table of Contents

(What's In This Packet)

40's ERA OVERVIEW

CHECKLISTS & AGENDAS
(For Action, Creative & Paparazzi Crews)

PARADE OF ROSIES (A-Team Thanks)

POLKA DOTS OF THANKS
(Whole School Involvement)

POLKA DOTS OF THANKS TEMPLATE

ROSIE THE RIVETER PRESENTATION

CERTIFICATES

SOCIAL MEDIA POSTS & INSTRUCTIONS

VICTORY ANNOUNCEMENTS

SONG: "TBD"

RIVETING MARQUEE MESSAGES

RATION PACK OF GOODIES

TEMPLATES
(For water bottles and chocolate bars)

POSTERS

GRANT REQUIREMENTS & AWARDS

January 2027



FOOD SERVICE DAY

40s Rosie The Riveter



Era Overview

The 1940s were marked by World War II, a time when millions of men left home to serve in the military. Back in the United States, women stepped into new roles to keep the country strong. They worked in factories, shipyards, and offices, producing airplanes, weapons, and supplies to support the war effort. One of the most famous symbols of this time was Rosie the Riveter — a character who appeared on posters wearing a red bandana and flexing her arm with the words “We Can Do It!” Rosie represented the strength, determination, and teamwork of women who proved they could rise to any challenge.

This year, we’re celebrating our food service staff with the Rosie the Riveter / 1940s theme because it’s the perfect way to honor their hard work and spirit. Just like Rosie rolled up her sleeves to keep the country going, our cafeteria team rolls up their sleeves every single day to serve hundreds of meals, keep things running smoothly, and care for our students. They are strong, determined, and always ready to do what it takes to keep our schools fueled for learning. Using Rosie as our theme gives us a fun way to say “We Can Do It!”—and to show our food service workers that they do it for us, every single day.



January 2027

SCHOOL COORDINATOR

checklist

CREW CHECKLIST

- DISTRIBUTE** parts of the packet to Crew Advisers (Action, Creative, Paparazzi).
- HOLD A MEETING** with Advisers to plan out activities.
- HOLD A MEETING** with the A-Team to coordinate the presentation.
- Procure red bandanas for the Food Service workers and A-Team leaders.

NOTE: Items in the Meeting Agenda are to be completed during the meeting. Items on the checklist are to be completed outside of the meeting.

MEETING AGENDA

- Decide activities for the appreciation day.
- Work out any logistics for activities.
- Determine which crews will provide students for which roles during the presentation.
- Schedule a date and time for the presentation.
- Determine any special guests to be invited to participate.



FOOD SERVICE
APPRECIATION DAY '27

ACTION CREW

checklist

CHECKLIST

- Ask a group, class or club to do something to make the day special.
- Set up note writing station in the cafeteria or other central location and ask students to write a Polka Dot of Thanks to a food service worker.
- Ask a group or individual to sing the song and follow up with them to ensure they know the date and time of the celebration.
- Have the two students practice and perform the announcements.
- Put up the marquee message.
- Invite a community, school group or PTO to provide a meal if you decided to do so.
- Collect items for goodie bags and fill them.
- Participate in the presentation.

NOTE: Items in the Meeting Agenda are to be completed during the meeting. Items on the checklist are to be completed outside of the meeting.



MEETING AGENDA

- Determine which group to ask to make the day special.
- Assign certain classes to write notes of thanks to each of the food service workers.
- Select two students to perform announcements.
- Select marquee message to post.
- Send reminders to those who have agreed to provide items or help for the day.
- Write a Polka Dot of Thanks.
- Consider if you want to invite some group to provide a meal for the honorees.
- Determine who to ask to sing song.
- Identify emcee for presentation.



CREATIVE CREW

CHECKLIST



CHECKLIST

- Post the Signs and Posters.
- Put Creative Crew thank you notes in the Ration Box.
- Give Ration Boxes and the labels for the water bottles and candy bars to Action Crew.
- Decorate the Parade of Rosies Bulletin Board.
- Participate in the presentation.



NOTE: Items in the Meeting Agenda are to be completed during the meeting. Items on the checklist are to be completed outside of the meeting.

FOOD SERVICE

APPRECIATION DAY '27



MEETING AGENDA



- Create Ration Boxes.
- Make Posters and Signs.
- Create the Certificates for the Presentation.
- Print or create labels for water bottle and candy bars.
- Write a Polka Dot of Thanks.
- Determine who will complete the tasks on checklist.
- Create elements for the Parade of Rosies Board.



Paparazzi Crew

CHECKLIST

Meeting Agenda

- Write a Polka Dot of Thanks.
- Select the interview questions and who will do the interviews.
- Decide what elements will be included in the video.
 - Which A-Team students will participate in the video?
 - Who will MC the video?
 - Will the principal or assistant principal make a few comments for the video?
 - What else will be included in the video?
- Make assignments for other items on the checklist.

NOTE: Items in the Meeting Agenda are to be completed during the meeting. Items on the checklist are to be completed outside of the meeting.

Crew Checklist

- Promote on Social Media
(See Social Media Page)
- Conduct Interviews
- Give the Fun Facts answers to the Action Crew for the Parade of Rosies bulletin board.
- Take a face photo of each food service worker to be used on the Parade of Rosies Bulletin Board (print and give them to the Creative Crew).
- Participate in the Presentation
- Take Great Photos
- Create a Video
- Enter Contests to Win!

(See Awards Page for more details)
Deadline for submission: Friday,
January 27, 2027

Great Photo Checklist

- Take photos of all the preparations, presentations, decorations.
- Get photos of 3 of the best notes to post for Awesome Notes Award.
- Take photos of the Food Service Workers in their Rosie bandanas.
- [PHOTO TIPS CLICK HERE](#)

Video Checklist

- Prepare a video clip of the photos and videos.
- Get a clip of the presentation.
- Use the rewritten song in the video.
- Post videos on the Utrust Awards & Eligibility App and the school Facebook.
- [VIDEO TIPS CLICK HERE](#)


FOOD SERVICE
APPRECIATION DAY '27

INTERVIEW QUESTIONS

QUESTIONS FOR STUDENTS

1. Tell us about a time when the cafeteria crew made your day brighter.
2. What's one meal they serve that deserves a standing ovation?
3. What do you think makes our cafeteria team strong like Rosie the Riveter?
4. Complete this thought: "Our food service team keeps us strong because..."

Choose 1 or 2 Questions to Ask the Students & Food Service Workers



QUESTIONS FOR FOOD SERVICE

1. What's the most rewarding part of your work?
2. What's a favorite or funny moment you've experienced while serving the students?
3. If you could share one message with the students who come through the lunch line each day, what would it be?



PARADE of Rosies

A-TEAM THANKS

- The Creative Crew will put up a bulletin board with a “Parade of Rosies” with each of the Food Worker’s faces and names.
- Ask the Papparazzi Crew to ask Fun Fact Questions during their interviews.
- Add the Fun Facts below each name.

FUN FACT QUESTIONS

1. What’s your favorite food?
2. Do you have a favorite snack or dessert?
3. What’s your favorite color?
4. Do you have any pets? If yes, what kind?
5. What’s your favorite movie or TV show?
6. What’s a hobby you enjoy outside of school?
7. Can you play a musical instrument or sing?
8. What’s a sport or activity you like to watch or play?
9. Do you have a hidden talent (like hula hooping, whistling, juggling, etc.)?
10. What’s your favorite holiday or season?
11. Do you like to travel? What’s a place you’ve visited (or want to visit)?
12. Do you have kids or grandkids? How many?
13. What’s something you loved to do when you were a kid?
14. What’s your favorite way to relax after work?
15. Do you have a favorite game or puzzle you enjoy?



PARADE OF ROSIES

FOOD SERVICE HEROES



YOUR NAME

YOUR NAME

YOUR NAME

YOUR NAME

FUN FACTS

Loves cats
Has 3 kids
Can play guitar
Loves Enchiladas
Can Hula Hoop
Favorite movie is Star Wars

FUN FACTS


Loves baking
Favorite color is purple
Can whistle really loud
Has a green thumb
Favorite snack is popcorn
Can solve a Rubik’s Cube

FUN FACTS

Favorite dessert is brownies
Loves puzzles
Can do a cartwheel
Loves coffee with extra sugar
Has been to another country
Loves beach vacations

FUN FACTS

Loves fishing on weekends
Has a collection of fun socks
Can juggle three balls
Loves to dance to 80s music
Has two dogs
Favorite sport is basketball



PARADE OF ROSIES TEMPLATE

1. Print out one for each Food Service worker (if you have larger paper, that is great!)
2. Cut out and post on the bulletin board.
3. Add their face picture and name below.

DOWNLOAD CANVA TEMPLATE

EXAMPLE



TEMPLATE



A

C

P

POLKA DOTS of Thanks

Whole School Involvement

1. Students are invited to write heartfelt notes on polka dots (circles) to the Food Service Workers.
2. The notes will be collected in envelopes decorated by the Creative Crew.
3. The entire A-Team is invited to write a Polka Dot note of Thanks as well.



Thanks for being part of our team.

We're grateful for your hard work.

Thank You for Your Service with a Smile!

You're The Best Cooks Ever!

Your Tater Tots Are The Bomb!

*Dear Ms. Johnson,
I really appreciate how you always greet us with a smile, even when the line is long and you're working so hard. I'm so thankful for the kindness and love you show with your awesome food.*

*From,
Kayla Smith*

A

C

P

HOW TO WRITE AWESOME NOTES

1-Address by Name: Start with their name to make it personal.


2-Be Specific: Mention something special about them or what they've done.

3-Share the Impact: Explain how they've made a difference to you, others and/or the school.

4-Be Sincere: Write from the heart, using your own words.

5-End with Gratitude: Finish with a heartfelt thank you.





6-Sign your Name: Write your full name.



FOOD SERVICE

APPRECIATION DAY '27

Polka Dot Note Template



A

C

P

ROSIE THE RIVETER

PRESENTATION



1: INTRODUCTION

MC SCRIPT:

“Today we’re celebrating our amazing Food Service Team — the heroes who keep us powered up every day! We’re going back to the 1940s with a Rosie the Riveter twist — strong, hardworking, and always ready to say ‘We Can Do It!’”

SETUP:

- Big Band music playing as students gather
- Everyone wears red bandanas (Rosie-style) and sleeves rolled up

OPENING PERFORMANCE:

- A group of students performs the provided song.
- Food service staff seated front row for special recognition.

2: MAIN PRESENTATION

VIDEO TRIBUTE:

- Play the provided video — documentary-style “war promo” [HERE](#)

READING OF THANKS:

- Selected A-Team students read a few Polka Dots of Thanks aloud
- Applause and cheers after each



Host a Costume Contest to encourage everyone to dress up in 40s Rosie Era style!

3: RECOGNITION & CELEBRATION

ROSIE AWARDS CEREMONY:

- Present themed certificates

VICTORY LUNCHEON:

- Serve themed treats:
 - Root Beer Floats
 - Victory Veggies
 - Homefront Potatoes
 - Rosie’s Cornbread
 - All American Hot Dogs or Hamburgers

GROUP FINALE:

- All students together flex like Rosie and shout: “We Can Do It... Because YOU Do It For Us!”

PAPARAZZI CREW TASKS

- **Group Picture:** Take a group photo of all the food service workers and the A-Team all wearing the Rosie bandanas.
- **Social Media Highlights:** Post photos to the school’s Facebook page with captions provided on the Social Media page.
- Enter the Shining Star & Awesome Notes Awards via the Utrust App (See Awards Page for more info).
- **Create a Video:** The Paparazzi Crew can play short clips of students and food service workers answering fun Rosie-style questions we created earlier.

FOOD SERVICE

APPRECIATION DAY '27



FOOD SERVICE DAY

40s Rosie The Riveter



**SERVICE WITH
A SMILE AWARD**

PROUDLY PRESENTED TO



R

THE A-TEAM



FOOD SERVICE DAY

40s Rosie The Riveter



**LUNCHTIME LEGEND
AWARD**

PROUDLY PRESENTED TO



R

THE A-TEAM



FOOD SERVICE DAY

40s Rosie The Riveter



**JITTERBUG SPIRIT
AWARD**

PROUDLY PRESENTED TO



R

THE A-TEAM



FOOD SERVICE DAY

40s Rosie The Riveter



NAME OF AWARD

PROUDLY PRESENTED TO



The A-Team

THE A-TEAM



SOCIAL MEDIA

Suggested Posts:

Post 1: 🍌🍏 Today is Food Service Appreciation Day and this year's theme is Rosie the Riveter and the 1940s! Just like Rosie rolled up her sleeves to keep the country strong, our food service team rolls up their sleeves every day to keep our students strong with healthy meals and kind smiles. Let's celebrate our cafeteria heroes with a big "We Can Do It!" cheer! 🙌

#FoodServiceAppreciationDay
#RosieTheRiveter #WeCanDolt



Post 2: 🎉🍌 Happy Food Service Appreciation Day! Inspired by our Rosie the Riveter theme, we're honoring our cafeteria Rosies who roll up their sleeves and serve with a smile. We're grateful for their dedication every single day. ⭐

#FoodServiceAppreciation #RosieSpirit

Post 3: 🎉🍌 Happy Food Service Appreciation Day! 🎉🍌 Our theme this year is inspired by Rosie the Riveter and the 1940s — a time that celebrated hard work and determination. We're honoring our own Rosies of the cafeteria, who rise early, work hard, and serve with a smile to keep our students going strong.

#FoodServiceAppreciationDay
#RosieTheRiveter #WeCanDolt



DOWNLOAD THE SOCIAL GRAPHIC HERE

VICTORY ANNOUNCEMENTS



Day 1 - Principal Teaching Moment

Encourage the Principal to take just a moment to kick off the week with a teaching moment about the 40's era over the intercom on Monday.

The 1940s and Rosie the Riveter

The 1940s were marked by World War II, a time when millions of men left home to serve in the military. Back in the United States, women stepped into new roles to keep the country strong. They worked in factories, shipyards, and offices, producing airplanes, weapons, and supplies to support the war effort. One of the most famous symbols of this time was Rosie the Riveter — a character who appeared on posters wearing a red bandana and flexing her arm with the words “We Can Do It!” Rosie represented the strength, determination, and teamwork of women who proved they could rise to any challenge.

This year, we’re celebrating our food service staff with the Rosie the Riveter / 1940s theme because it’s the perfect way to honor their hard work and spirit. They are strong, determined, and always ready to do what it takes to keep our schools fueled for learning.

Be sure to drop by the Polka Dots of Thanks station in the cafeteria to write a note to our hard working food service staff!

[Download the Video](#)

Play the provided video during the morning news show or in the classrooms.



VICTORY ANNOUNCEMENTS



Day 1 - Early in the Week



Student 1: Good morning, [School Name]! Do you know what we are celebrating this week?

Student 2: Oh, I do! Food Service Appreciation Day!

Student 1: That's right, it's a chance to thank the amazing people who keep us fed every single day.

Student 2: And this year, we have a special theme: Rosie the Riveter and the 1940s!

Student 1: Who's Rosie the Riveter?

Student 2: Rosie became famous during World War II.

Student 1: Oh, what did she do to become famous?

Student 2: Rosies were the women who rolled up their sleeves to work in the factories while the men were away fighting.

Student 1: Just like our cafeteria crew! They're up early, working hard, and always serving with a smile.

Student 2: That's right! Rosie's "We Can Do It!" spirit showed teamwork, strength, and determination.

Student 1: So here's how we can all join in—head over to the table in [location].

Student 2: Grab a polka dot, write a message of thanks for each of our food service workers, and drop it in their special envelope.

Student 1: Let's get started today and show our food service heroes that together—

Both: We Can Do It!

VICTORY

ANNOUNCEMENTS



Day 2- Keep it Going!

Student 1: Good morning, [School Name]! Have you written your Polka Dots of Thanks for our Food Service workers yet?

Student 2: If not, now's the perfect time to keep the Rosie the Riveter spirit alive by rolling up your sleeves and writing those heartfelt notes!

Student 1: That's right. Our food service workers roll up their sleeves to help us every single day, just like Rosie.

Student 2: They serve hundreds of meals, make sure we're fueled up for learning, and do it all with kindness and care.

Student 1: Now it's our turn to show our strength—by writing more Polka Dots of Thanks!

Student 2: Remember to stop by the table in [location].

Student 1: Go there, pick up a polka dot, and write a quick thank-you for each of the cafeteria heroes.

Student 2: You can write about your favorite lunch, their big smiles, or just a note saying how much you appreciate their hard work.

Student 1: Every dot adds to a big message of gratitude that they'll see at the end of the week.

Student 2: So let's keep those envelopes filling up.

Student 1: Because when it comes to showing appreciation

Both: We Can Do It!

Day 3- The Appreciation Day

Student 1: Good morning, [School Name]! Today is Food Service Appreciation Day!

Student 2: Today we are presenting all the Polka Dots of Thanks you wrote to our amazing cafeteria crew.

Student 1: These are the people who make sure our lunches are ready, our trays are full, and our days are brighter.

Student 2: They've been rolling up their sleeves all year long—and today we celebrate them!

Student 1: As you go through the cafeteria line, remember to smile and say a big “thank you” for all they do.

Student 2: Every kind word adds to the celebration and shows them how much they're appreciated.

Student 1: Together, we're making sure our food service team knows they are true heroes.

Student 2: So let's make today extra special for them. Ready?

Both Together: “We Can Do It!”



Song Lyrics

You Are My Sunshine

You make our lunchtime a joy to treasure

You keep us well fed every day

You'll never know how much we thank you

You brighten up our school each day

Each early morning, you're busy working

Preparing meals with so much care

We depend on the meals you're making

We're grateful always – that you're there!

You make our days shine with all your kindness,

You make our lunchroom the best each day

For all you do, we want to thank you

Please keep on smiling every day



[WATCH THE LYRIC VIDEO](#)

Riveting Marquee Messages

SOUTH VICTORIAN SCHOOL
WE SALUTE OUR
FOOD SERVICE
WORKERS!

To encourage community participation in the Appreciation Day, use one of the marquee messages or create your own.



SOUTH VICTORIAN SCHOOL
THANK YOU TO OUR
FOOD SERVICE
WORKERS!

RATION PACK

GOODIES



Create a cardboard box that says "Ration Pack Goodies" on the outside like a rubber stamp.

Here are some suggestions for your Goodie Boxes. Many of these treats were popular during the 1940s!

- Tootsie Rolls
- Hershey Bar
- Lifesavers
- Juicy Fruit Gum
- Sugar Daddys Candy
- Milk Duds
- Oreo Packs
- Fig Newton Packs
- Instant Coffee Pack
- Soothing Tea Bags

SUGGESTED LUNCH FOOD

- Victory Veggies
- Homefront Potatoes
- Rosie's Corn Bread
- All American Hot Dogs or Hamburgers



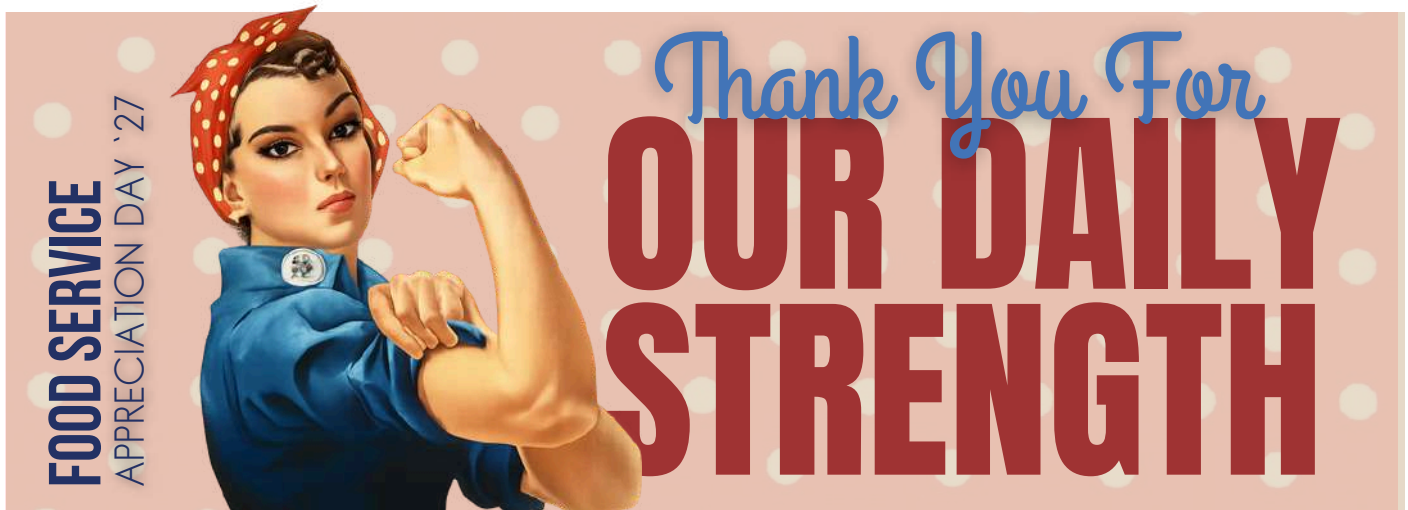
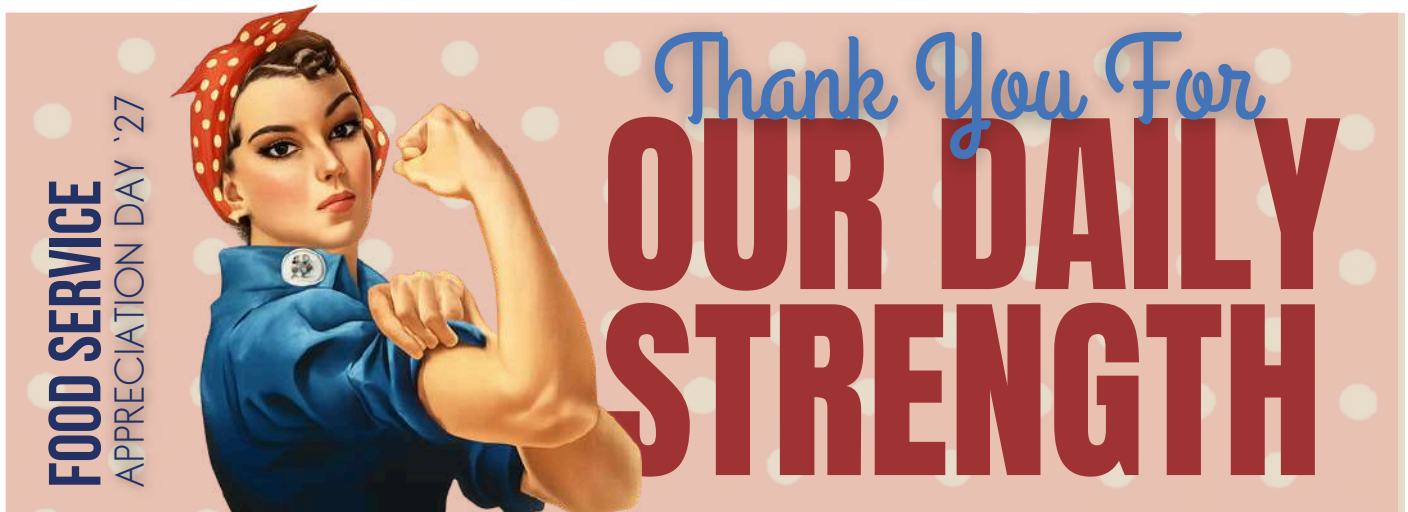
FOOD SERVICE

APPRECIATION DAY '27

Water Bottle Label

WATER BOTTLES & CHOCOLATE:

- Wrap the water bottles and chocolate bars in the templates provided.



Candy Bar Label



Thank You For
**OUR DAILY
STRENGTH**



FOOD SERVICE
APPRECIATION
DAY 2027



THANK YOU FOR YOUR *Food* SERVICE!





FOOD SERVICE

APPRECIATION DAY



JANUARY 2027



WE SALUTE YOU!

YOU FEED THE FRONT LINES

FOOD SERVICE WORKERS



*U*trust



GRANT REQUIREMENTS & AWARDS



SHINING STAR AWARD:

(Fulfills Grant Requirement +
Chance to Win \$100 for Your A-Team)

Submit in the App:

- Minimum of 5 themed photos
- Brief summary of Appreciation Day activities

This submission keeps your school eligible for next year's grant funding.



AWESOME NOTES AWARD:

(Chance to Win \$100 for the Honoree)

Submit in the App:

- Photos of your 3 best Awesome Notes
- Each note photographed separately
- Clear, readable images

IMPORTANT

- All entries must be submitted through the Utrust Awards & Grant Eligibility App
- No Facebook posting is required
- Submit before the deadline of January 22nd

The app makes submission simple, guided, and complete — no extra steps to remember.

[ACCESS THE APP](#)



Deadline for submission for Awards: Friday, January 22, 2027