


Special Area Teachers **APPRECIATION** includes counselors, librarians and art, music, P.E., and technology teachers *day*



COORDINATOR & CREW CHECKLISTS

PEACE LOVE & APPRECIATION (A-Team Thanks)

FRINGE VESTS OF THANKS

KINDNESS ROCKS

FLOWER POWER OF THANKS (whole school involvement)

PRINTABLE THANK YOU CARDS

GROOVY PRESENTATION

SOCIAL MEDIA POSTS

PEACE OUT ANNOUNCEMENTS

TURN, TURN, TURN SONG "Turn, Turn, Turn" rewritten lyrics

DAILY GROOVE MESSAGES

GOOD VIBES GRAB BAGS

TEMPLATES Water bottles & chocolate bars

POSTERS

GRANT REQUIREMENT & AWARDS

Table of Contents



SCHOOL COORDINATOR



Checklist

AFTER THE MEETING

1. Distribute parts of the packet to the appropriate crew leader (Action, Creative, Paparazzi).
2. Hold a planning meeting with the crew leaders.
3. Invite the principal or assistant principal to say some honoring words during the presentation.
4. Hold a meeting with the A-Team to coordinate the presentation.
5. Ensure posting is complete to meet awards and grant requirements.


MEETING AGENDA

DURING THE MEETING

- Decide activities for the appreciation day.
- Work out any logistics for activities.
- Determine which crews will provide students for which roles during the presentation.
- Schedule a date and time for the presentation.
- Determine any special guests to be invited to participate.



ACTION CREW ADVISER



Checklist


(after the meeting)

1. Set up a flower power notes station in the cafeteria (or other centralized location) for students to write thank you notes the week of the celebration.
2. Ask a group, class or club to do something to make the day special.
3. Ask a group or individual to sing the song and follow up with them to ensure they know the date and time of the Groovy Presentation.
4. Have the two students practice and perform the announcements.
5. Put up the marquee message.
6. Invite a community, school group or PTO to provide a meal if you decided to do so.
7. Collect items for grab bags and fill them.
8. Put the thank you notes in the Good Vibes Grab bags.
9. Participate in the Groovy Presentation.

MEETING AGENDA

(during the meeting)

- Print out Flower Power Notes to distribute to students to write their thank you's.
- Select two students to perform announcements.
- Select marquee message to post.
- Send reminders to those who have agreed to provide items or help for the day.
- Write a thank you note.
- Consider if you want to invite a group to provide a meal for the honorees.
- Determine who to ask to sing song.
- Identify Emcee for presentation.



CREATIVE CREW ADVISER

MEETING AGENDA

(DURING THE MEETING)

1. Decide the activities you will carry out.
2. Decorate Good Vibes Grab Bags.
3. Make Posters and Signs.
4. Make a list of the special area teachers for students to reference at the Flower Power Notes station.
5. Print or create labels for water bottle and candy bars.
6. Write a thank you note.
7. Determine who will complete the tasks on checklist.

NOTE:
CHOOSE THE
ACTIVITIES
YOU'D LIKE
TO COMPLETE

DO THEM ALL
OR CHOOSE
YOUR
FAVORITES.

HAVE FUN!

Checklist

(AFTER THE MEETING)

1. Decorate the themed bulletin board.
2. Make Kindness Rocks for each Special Teacher.
3. Make Fringe Vests for each Special Area Teacher to wear or decorate their door.
4. Post the Signs and Posters.
5. Put Creative Crew thank you notes in the Good Vibes Grab Bags.
6. Give Good Vibes Grab Bags and the labels for the water bottles and candy bars to Action Crew.
7. Participate in the presentation.



PREPARAZZ! PROMISER

Checklist (AFTER THE MEETING)

1. **Conduct Interviews.**
2. **Post Social Media Message on School Facebook Page Promoting the Day.**
3. **Take Great Photos of preparations, presentation, interviews and decorations preferably with honorees.**
4. **Post at least 5 Pics/Video and a brief summary on the Utrust Awards & Eligibility App (More info on the Awards page)**
5. **Upload to the App up to 3 pics of your best appreciation (Flower Power Notes) notes for a chance to win. (See awards page for details).**
6. **Compile the best clips of appreciation activities and student responses into a short video, then share the link with the honorees.**

MEETING AGENDA (DURING THE MEETING)

1. Write a note of thanks to one of the special area teachers.
2. Determine what interview questions will be asked.
3. Determine who will complete the tasks on checklist.



PARAZZI QUESTIONS



ASK STUDENTS SELECT QUESTIONS ABOUT EACH SPECIAL AREA TEACHER

1. If _____ (special teacher) were in a 1960s rock band, what instrument would s/he play — guitar, drums, or be the lead singer? Why?
2. If _____ (special teacher) were part of the 1960s space program, would they be the astronaut going to space, the person guiding the mission from the control room, or the leader in charge of the whole mission? Why?
3. If _____ (special teacher) had a cool 1960s car, would it be a colorful van covered in peace signs, a fast sports car, or a classic convertible? What would the license plate say?
4. If _____ (special teacher) were teaching in the 1960s, what “far out” classroom rule or tradition would s/he start?
5. Would _____ (special teacher) be more likely to wear a colorful tie-dye shirt, a sparkly dance outfit, or a sporty jacket to school spirit day? Why?
6. The 1960s were all about peace and spreading kindness. How does _____ (special teacher) help spread kindness in our school?
7. What hit ‘60s song best describes _____’s (special teacher) teaching style — “Respect”, “Twist and Shout”, or “I Got You (I Feel Good)”?

USE THE BEST CLIPS OF THE ANSWERS AND PICS FROM THE APPRECIATION DAY ACTIVITIES AND INCLUDE THEM IN A SHORT VIDEO. SHARE THE LINK TO THE VIDEO WITH THE SPECIAL AREA TEACHERS. INCLUDE A CLIP FOR EACH SPECIAL AREA TEACHER.

PEACE, LOVE & APPRECIATION

(A-Team Thanks)

Have the Creative Crew, school club or art class decorate the bulletin board with a main message and in a hippie theme.

Use bright colors, tie-dye, flowers, hearts, peace signs, and groovy lettering for the title.

Create a flower for each special area teacher. Include:

- The teacher's name on a colorful flower template.
- A picture of the teacher.
- Include reasons why that special area teacher is helping students to grow and put on the stems of each of the flowers.

Write adjectives to describe each teacher on flower petals, hearts, or peace signs. Examples: Creative, Kind, Groovy, Fun, Chill, Inspiring, Friendly, Talented. Place them around the board like bursts of positivity.



FRINGE VESTS OF THANKS

(A-Team Thanks)

Have Creative Crew members create a "Fringe Vest of Thanks" for each special area teacher to wear.

Option 2: Decorate the individual doors of the honorees with a fringe vest with notes of appreciation all around it.

- Cut paper grocery bags or butcher paper into vest shapes with fringe along the bottom.
- Label each vest with the name of a special area teacher.
- Write messages of thanks on the fringe pieces or create paper "patches" with notes of appreciation to attach to the vest.
- Decorate each vest with fun colors, designs, and words that reflect the teacher's personality.
- Present the vests to the special area teachers as wearable gifts of gratitude, or display them in a hallway or classroom.



"Thanks for making our learning far out"

"You Keep the Vibes High and the Learning Higher!"

Special Area Teachers

KINDNESS ROCKS

A-Team Thanks

Have the creative crew decorate rocks to give to each of the special area teachers.

1. Gather a variety of smooth, medium-sized rocks—one for each Special Area Teacher, plus a few extras.
2. Wash and dry the rocks thoroughly.
3. Paint each rock with bright, cheerful 60's-style designs such as peace signs, daisies, tie-dye swirls, or smiley faces.
4. Once dry, use permanent markers or paint pens to write positive words or short messages of thanks. Examples:
 - "You make learning groovy!"
 - "Peace, love, and creativity—thanks for all you do!"
 - "You rock our school with kindness!"
5. Spray each finished rock with a clear sealant to preserve the designs and let them dry overnight.




FLOWER POWER

of thanks

(whole school involvement)

- Encourage students to participate in writing notes of appreciation by writing at least one note for a Special Area Teacher (Art, Music, P.E., Library, Counselor, etc.).
- Set up a “Flower Power Station” in a central location such as the cafeteria.
- Provide flower cutouts or note templates, along with pens and markers for students to use. Students may also choose to draw their own flowers on notebook paper.
- Display a list of honorees so students know who to thank.
- Label boxes, envelopes, or baskets for each Special Area Teacher to collect their notes.
- Make participation easy — allow students to stop by during lunch, homeroom or other free time all week leading up to Appreciation Day.

Ms. Yearwood



You always know how to help when things get tough. Thank you for being someone we can trust, talk to, and learn from every day.

Love, Shelley

good  **vibes**

Ms. Johnson

Thank you for always helping me find the best books! You make reading fun and exciting every single day!

Thanks, Elliott

Fun

Encouraging

Helpful


Thoughtful


Kind

Caring


Patient

Creative







goodvibes



goodvibes



GROOVY PRESENTATION

1. Opening Remarks: **EMCEE** (dressed in 60's attire — tie-dye shirt, fringe vest, peace sign necklace)

- “Hey groovy guys and gals! Welcome to our Peace, Love, and Appreciation Celebration!
- Today, we're turning up the good vibes to honor some of the most far-out folks in our school — our Special Area Teachers! These amazing teachers fill our days with color, rhythm, movement, and imagination — keeping the good vibrations flowin' every single day.
- So sit back, relax, and get ready for a blast from the past as we celebrate our peace-loving, world-changing, totally groovy teachers!”
- “Alright, let's start spreading the love”
- Play the 60s [Theme Video](#)

2. Read “**Flower Power**” Notes

- Have A-team members read some of the “flower power notes”. Read at least one per Special Area Teacher.

3. Perform the Song

- Students sing a rewritten version of “Turn, Turn, Turn” to celebrate Special Area Teachers.

4 Presentation of Good Vibes Grab Bags

- Present the special area teachers with the “Grab Bags” containing small tokens of appreciation and thank you notes.

5. GRAND FINALE

- A group photo is taken to commemorate the event. (use tie dye shirt, bandanas, fringe vests or jacket for props)

Escort Special Area Teachers to a luncheon if you choose to provide one.

LUNCHEON IDEAS

Peace, Love, & Paninis – pressed sandwiches with turkey, ham, and veggie options

Good Vibe Wraps – assorted wraps (chicken Caesar, veggie hummus, turkey and Swiss)

Flower Power Fruit Cups – fruit served in colorful cups, topped with whipped cream or a peace sign pick

Hippie Chips – veggie straws, pita chips, or kettle chips with dip

Good Vibrations Cookies – sugar cookies with tie-dye icing

Peace Punch – fruit punch mixed with Sprite and floating citrus slices

SOCIAL MEDIA POSTS

CHOOSE 1 AND POST ON YOUR SCHOOL'S SOCIAL MEDIA PAGES

Post 1: Peace, Love & Special Area Teachers!

Groovy vibes only! Our Special Area Teachers are the far-out stars of the show — spreading peace, creativity, and joy wherever they go. 🎨🎵 Whether they're inspiring a masterpiece, guiding us through rhythm and movement, or helping us discover something new, they make learning totally outta sight!

Let's give them a big "Right on!" for all they do! #SpecialAreaAppreciationDay #60sTheme

Post 2: You're the Grooviest!

Can you dig it? Our Special Area Teachers keep things rockin' every single day! 🎵🖌️ From music to movement, reading to creating, they turn every moment into a blast from the past!

Let's show them some far-out appreciation for keeping our school's groove alive! #SpecialAreaAppreciationDay #60sTheme

Post 3: Keepin' It Cool with Our Special Area Crew!

Our Special Area Teachers are cooler than a vinyl record and brighter than tie-dye! 🎨👉 Whether they're helping students paint, play, read, or explore, they make our school shine like a disco ball! ✨

So turn up the Beatles and send a little love, love, love their way today! #SpecialAreaAppreciationDay #60sTheme

Post 4: Stayin' Groovy & Grateful!

Far out, man! It's time to celebrate our Special Area Teachers — the ones who make learning creative, active, and fun every day! 🎵🎨👉 They're the real rockstars of our school — always spreading peace, love, and positivity!

Let's give them a standing ovation for keeping our school's groove alive! #SpecialAreaAppreciationDay #60sTheme

DOWNLOAD
GRAPHIC HERE





Announcements

DAY 1: PRINCIPAL TEACHING MOMENT

This week we are celebrating our Special Area Teachers, and to honor them, we're embracing a 1960s theme — a decade of peace, love, and rock 'n' roll!

In the 60s, music united people everywhere. Whether it was The Beatles, Motown, or Woodstock, the rhythm of the decade inspired creativity, individuality, and community. It was a time when everyone came together — each person adding their own style and spirit to make something beautiful.

That's exactly what our special area teachers do every single day. They bring creativity to the classroom, spark curiosity, and give students new ways to learn, move, and express themselves. From art and music to PE and library time, they make learning come alive and keep our school in perfect harmony.

So students, get ready to help us celebrate the grooviest folks in the building — our amazing special area teachers! They fill our school with imagination, rhythm, and heart. They make every day a little brighter, a little groovier, and a whole lot more inspiring.

Today, stop by the cafeteria (or other centralized location) to fill out a "Flower Power Note" — a special note of appreciation you can write to thank our special area teachers!

Peace, love, and gratitude to them all!

Play the provided video during the morning news show or in the classrooms.

Download the Video

Peace Out



Announcements

DAY 2

Student 1: Hey groovy guys and gals — have you felt the good vibes in the air?

Student 2: You bet! This week, we're celebrating our Far-Out Special Area Teachers!

Student 1: Our counselors, librarians, art, music, PE, and technology teachers bring color, rhythm, and creativity to everything they do.

Student 2: So, this week we're spreading peace and love with our Flower Power Notes!

Student 1: Stop by the cafeteria (or other centralized location) today, grab a flower note, and write a message for one of your Special Area Teachers.

Student 2: Tell them why they're far-out, fabulous, or totally groovy!

Student 1: Let's fill the cafeteria with love and make this week.....

Student 2: Outta sight!

DAY 3

Student 1: Good morning, groovy friends! It's Day 3 of our 1960s celebration for our amazing Special Area Teachers!

Student 2: That's right! Today's the big day — we finally get to honor them for all the creativity, energy, and joy they bring to our school every single day.

Student 1: These awesome teachers keep our school in perfect harmony — inspiring students to learn, move, and create in fun and meaningful ways.

Student 2: Just like the music of the 60s, they bring everyone together and make our school a place filled with peace, love, and imagination.

Student 1: So let's give them a round of applause and a whole lot of gratitude! (start clapping)

Student 2: They're the real stars of this week — our far-out, fantastic Special Area Teachers!

Student 1: Thanks for keeping our school shining bright with peace, love, and learning!



TURN, TURN, TURN SONG

**Special teachers, thanks, thanks, thanks
For the skills you help us learn, learn, learn
Skills that make our lives feel... so much better**

**There's a time to sing and time to read
A time to consider what we need
A time to paint, a time to play
A time we learn-nnnn and grow-ooow each day-ay**

**Special teachers, thanks, thanks, thanks
For the skills you help us learn, learn, learn
Skills that make our lives feel... so much better**

**A time to listen, a time to talk
A time to think, a time to walk.
A time to learn technology
A time to be all-l we can be-ee**

**Special teachers, thanks, thanks, thanks
For the skills you help us learn, learn, learn
Skills that make our lives feel...so much better**

**A time to act, a time to dream
A time to build our self-esteem
A time to show what we can do
A time to sto-op-pp and honor you-uu**

**Special teachers, thanks, thanks, thanks
For the skills you help us learn, learn, learn
Skills that make our lives feel...so much better**

Have your chorus or another group of students sing the song live on Special Teachers Appreciation Day. Click here for the link to a slideshow with vocals. Sing to the tune of "Turn, Turn, Turn"

[Check Out the Lyric Video](#)



DAILY GROOVE MESSAGES

Choose one of these messages or create your own to display on the marquee for the appreciation day

School Name

Love Peace & Appreciation
to Our Special Area Teachers
Special Area Teachers Appreciation Day
April 2027

School Name

Get in the Groove!
Thank a Special Area Teacher
Special Area Teachers Appreciation Day
April 2027

SPREAD
KIND
NESS

GOOD VIBES Grab Bags

Creative Crew:

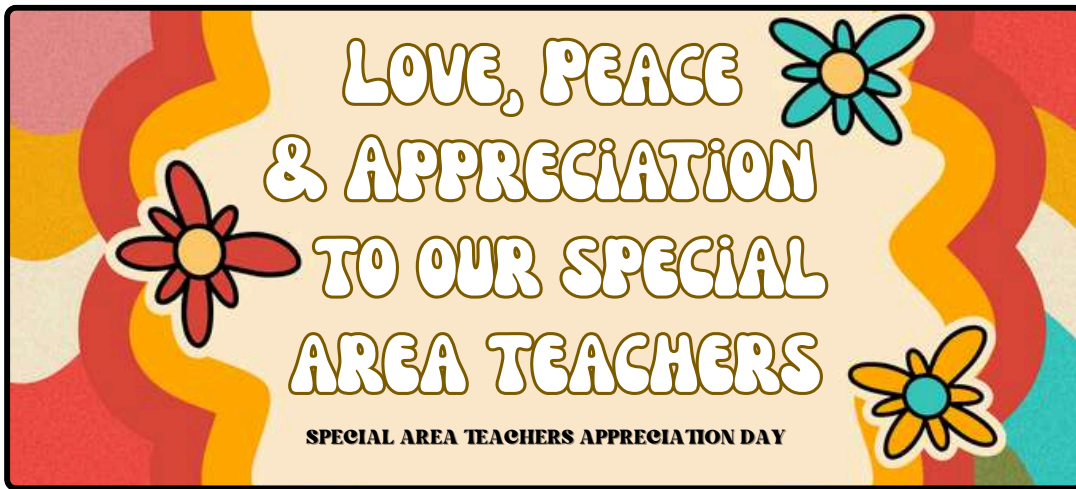
Decorate a brown paper bag in the 1960's theme using peace signs, flowers, smiley faces, and bright colors. Add phrases like "Peace, Love, and Thanks" or "Stay Groovy!" and tie colorful yarn or twine around the handle. Label each bag with the teacher's name.

Action Crew:

Enlist a community or school group to provide treats or small gifts to go inside the bags. Label the items with 60's-inspired titles, such as "Peace Pop," "Good Vibes Mix," "Flower Power Fuel," or "You're Far Out!"



Candy Bar Label



*Our Special Area
Teachers Make
School Groovy!*

**GOOD
VIBES**



SPECIAL AREA TEACHERS APPRECIATION DAY

*Our Special Area
Teachers Make
School Groovy!*

**GOOD
VIBES**



SPECIAL AREA TEACHERS APPRECIATION DAY

*Our Special Area
Teachers Make
School Groovy!*

**GOOD
VIBES**



SPECIAL AREA TEACHERS APPRECIATION DAY

Love, Peace & Appreciation

Our
Special
Area
Teachers
are the
Best!



SPECIAL AREA TEACHERS
APPRECIATION DAY
MARCH, 2027

get in the
Groove!

**Thank a
Special
Area
Teacher
Today!**

SPECIAL AREA TEACHERS APPRECIATION DAY

Special Area Teachers



**Thanks for
keeping the vibes
high and the
students
inspired**

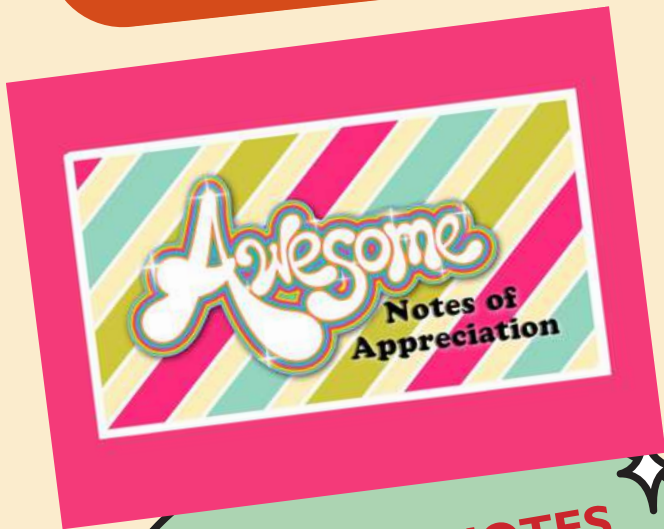
Special Area Teachers Appreciation Day



**OUR SPECIAL
AREA
TEACHERS
MAKE
SCHOOL
GROOVY!**

Special Area Teachers Appreciation Day

ACCESS THE APP



AWESOME NOTES AWARD:

(Chance to Win \$100 for the Honoree)

Submit in the App:

- Photos of your 3 best Awesome Notes
- Each note photographed separately
- Clear, readable images

SHINING STAR AWARD:

(Fulfills Grant Requirement +
Chance to Win \$100 for Your A-Team)

Submit in the App:

- Minimum of 5 themed photos
- Brief summary of Appreciation Day activities

This submission keeps your school eligible for next year's grant funding.



GRANT REQUIREMENT & AWARDS

IMPORTANT

- All entries must be submitted through the Utrust Awards & Grant Eligibility App
- No Facebook posting is required
- Submit before the deadline of March 25th

The app makes submission simple, guided, and complete — no extra steps to remember.

**Deadline to Post
March 25, 2027**