

# TEACHER APPRECIATION DAY

Coordinator/Crew Agendas

Game On: Thank You Edition  
(A-Team thanks)

Cassette Tape of Thanks,  
(Whole school thanks)

Printable Thank You Cards

Totally Awesome Presentation

Social Media Posts/Instructions

MTV Morning Moments

Song: "Walking on Sunshine"  
rewritten lyrics

In the Mix Messages


Rad Teacher Survival Kits

Templates

Water bottles & chocolate bars

Posters

Awards



80's era



# SCHOOL COORDINATOR

## Checklist

### Meeting Agenda

(DURING THE MEETING)

- Schedule a date and time for the presentation.
- Determine any special guests to be invited to participate.
- Decide activities for the appreciation day
- Work out any logistics for activities
- Determine which crews will provide students for which roles during the presentation.

(AFTER THE MEETING)

1. Distribute parts of the packet to the appropriate crew leader (Action, Creative, Paparazzi).
2. Hold a planning meeting with the crew leaders.
3. Invite the principal or assistant principal to say some honoring words during the presentation.
4. Hold a meeting with the A-Team to coordinate the presentation.
5. Ensure posting is complete to meet awards and grant requirements.

80'S  
vibes

# ACTION CREW ADVISER

## Checklist

### Meeting Agenda

#### (DURING THE MEETING)

- Print out Cassette Tape of Thanks Notes to distribute to students.
- Select two students to perform announcements.
- Select marquee message to post.
- Send reminders to those who have agreed to provide items or help for the day.
- Write a thank you note.
- Consider if you want to invite a group to provide a meal for the honorees.
- Determine who to ask to sing song.
- Identify Emcee for presentation.

#### (AFTER THE MEETING)

- Set up a cassette tape of thanks station in the cafeteria (or other centralized location) for students to write thank you notes the week of the celebration.
- Ask a group or individual to sing the song and follow up with them to ensure they know the date and time of the presentation.
- Have the two students practice and perform the announcements.
- Put up the marquee message.
- Invite a community, school group or PTO to provide a meal if you decided to do so.
- Collect items for goodie bags and fill them.
- Put the thank you notes in the Rad Teacher Survival Kits.
- Participate in the Totally Awesome Presentation.

80's

# CREATIVE CREW ADVISER

## Checklist

### Meeting Agenda

#### (DURING THE MEETING)

1. Decorate survival kits.
2. Make posters and signs.
3. Create optional collection boxes for cassette tape of thanks notes.
4. Make decorations for the bulletin board.
5. Print or create labels for water bottle and candy bars.
6. Write a thank you note.
7. Determine who will complete the tasks on the checklist.

#### (AFTER THE MEETING)

1. Hold a meeting to create.
2. Post signs and posters.
3. Decorate the bulletin board in the Pacman theme.
4. Put thank you notes in the Survival Kits.
5. Give the Survival Kits to the action crew to fill.
6. Participate in the presentation.



# PAPARAZZI CREW ADVISER

## Checklist

### Meeting Agenda

(DURING THE MEETING)

- Write a note of thanks to a teacher.
- Determine what interview questions will be asked.
- Determine who will complete the tasks on checklist.

(AFTER THE MEETING)

1. Conduct Interviews.
2. Post social media message on school facebook page promoting the day.
3. Take great photos of preparations, presentation, interviews and decorations preferably with honorees.
4. Post at least 5 Pics/Video and a brief summary on the Utrust Awards & Eligibility App (See awards page for details).
5. Upload to the app up to 3 pics of your best appreciation notes for a chance to win. (See awards page for details).
6. Compile the best clips of appreciation activities and student responses into a short video, then share the link with the honorees.

# PAPARAZZI CREW

## Questions

### QUESTIONS TO ASK STUDENTS

1. If \_\_\_\_\_ were part of an 80s band, would they be shredding on electric guitar, rocking the drums, or grabbing the mic as the lead singer? What makes them the star?
2. If paparazzi spotted \_\_\_\_\_ in the 80s spotlight, would they be moonwalking on stage, starring in a big-hair music video, or inventing the next totally epic dance move?
3. If \_\_\_\_\_ worked on an 80s movie set, would they be the action hero, the wise mentor, or the scene-stealing sidekick? Why?
4. If \_\_\_\_\_ drove an iconic 80s car, would it be a DeLorean, a convertible Mustang, or a souped-up Jeep? What would be on the license plate?
5. If \_\_\_\_\_ taught school in the 1980s, what totally rad classroom tradition would they start that students would never forget?
6. For 80s spirit day, would \_\_\_\_\_ show up in neon, denim, or something with way too many accessories? What would complete the look?
7. If \_\_\_\_\_ starred in an 80s TV show or movie, would they fit better in *The Goonies*, *Back to the Future*, or *The Karate Kid*? Why?
8. Which 80s hit best matches \_\_\_\_\_'s teaching style: "Eye of the Tiger," "Don't Stop Believin'," or "Walking on Sunshine"? What makes it the perfect match?

Use the best clips of the answers and pics from the appreciation day activities and include them in a short video. Share the link with the teachers.

# GAME ON

*A-Team Thanks*



*Thank You Edition*

Have the Creative Crew create a Pac-Man-themed bulletin board to show appreciation for all teachers.

Cover the board with black butcher paper and design a simple Pac-Man maze using blue paper or tape. Add a large Pac-Man graphic to establish the theme.

Cut out yellow Pac-Man dots and a few larger Power Pellets. Place all dots throughout the maze during the initial setup so the board looks complete and balanced.

Add short, generic appreciation messages on or near the maze, such as:

- "Thanks for helping us level up."
- "Powered by great teachers."
- "Our teachers make learning possible."

Finish the display with a title at the top: "Thanks, Teachers, for Helping Us LEVEL UP!"



# CASSETTE TAPE *of thanks*

## whole school involvement

- Encourage students to participate in writing notes of appreciation by writing at least one note for a Teacher.
- Set up a “Cassette Tape of Thanks Station” in a central location such as the cafeteria, media center, or main hallway.
- Provide cassette tape-shaped note templates (or rectangles students can decorate like cassette labels), along with pens, markers, and neon/highlighter colors for an authentic '80s vibe.
- Students may also choose to create their own cassette designs on notebook paper.
- Display a playlist-style list of honorees (ex: “Greatest Teachers of All Time”) so students know who to thank.
- Label tape boxes, baskets, or envelopes for each teacher to collect their notes.

**Optional:** Decorate boxes to look like boom boxes or cassette cases.

Make participation easy — allow students to stop by during lunch, homeroom, arrival, dismissal, or other free time all week leading up to Appreciation Day.





# TOTALLY AWESOME *Presentation*



## 1. Opening Remarks — EMCEE

- (Dressed in 80s attire — neon colors, leg warmers, jean jacket, scrunchie, sunglasses, fingerless gloves, or headband)
- “Hey everyone! Welcome to our Totally 80s Teacher Appreciation Celebration!
- Today, we’re turning back the clock to a decade full of bright colors, great music, and totally awesome fun — the 1980s!
- But more importantly, we’re here to celebrate the real superstars of our school — our amazing teachers. Every single day, they inspire us, encourage us, and help us level up our learning. Today, we’re hitting pause to say a huge THANK YOU.
- Before we share our appreciation, let’s rewind the tape and take a quick trip back to the totally tubular 1980s — the era of cassette tapes, arcade games, and unforgettable hits.
- Let’s watch a short video that showcases the era!”(Play brief 80s-era explainer [video](#).)

## 2. 80s Spotlight Moment

- “Now that we’ve stepped into the 80s, it’s time to spotlight what makes our teachers so totally rad!”



## 3. Reading the Cassette Tape Thanks

- “Back in the 80s, people shared their favorite songs on mixtapes — and today, our students are sharing something even better.
- These cassette tapes are filled with messages of thanks and appreciation written especially for our teachers.”
- (A-Team members step forward and read several cassette tape messages.)

## 4. Perform the Song

- “Music was a huge part of the 80s, and now it’s time to share our appreciation through song.”
- (Students sing a rewritten version of ‘Walking on Sunshine’ to celebrate teachers and the positive impact they have on our school.)

## 5. Presentation of the Teacher Survival Kits

- “Teaching takes energy, creativity, and heart — and even 80s superstars needed a little backup.
- To say thank you, we’ve put together Teacher Survival Kits filled with small tokens of appreciation and notes from students.”
- (Students present the survival kits.)

## 6. Grand Finale

- “Before we wrap up, let’s take a moment to capture this totally awesome day.”
- (Group photo is taken. Suggested props: sunglasses, cassette cutouts, Pac-Man props, or inflatable microphones.)
- “Let’s give our teachers one more big round of applause!
- They are truly rad, and our school wouldn’t be the same without them!”



[Get 80s Era Video](#)



# SOCIAL MEDIA

Posts

[Download  
Graphic  
Here](#)

THANKS  
TEACHERS  
YOU'RE  
TOTALLY  
TUBULAR!

**Choose 1 and post on your school's social media pages**

**POST 1:** 🎧 Hey there, Radical Rockstars!

Today we're cranking up the boombox for the true legends of our school — our amazing teachers! 🎧 ✨

They inspire, encourage, and shape the future like total pros. Drop a Totally Tubular Thank You below! 💬

#TeacherAppreciation #80sTheme

**POST 2:** Our teachers are totally awesome — always dedicated, inspiring, and ready to go the extra mile. 🍎

Thanks for making learning fun and keeping our school rocking like an 80's mixtape!

#TeacherAppreciation #80sTheme

**POST 3:** 🎉 Let's hear it for our teachers! 🎉


From lesson planning to life lessons, they keep our classrooms running smoother than a moonwalk on the dance floor. 🕺 🗨️ We seriously appreciate all you do!

#TeacherAppreciation #80sTheme

**POST 4:** 🎸 Major props to our Teaching Superstars!

Thank you for your passion, dedication, and heart that make our school an awesome place every day. You're totally rad! ✨

#TeacherAppreciation #80sTheme



# MTV MORNING Moments

*Play the provided video during the morning news show or in the classrooms.*

[Download the Video](#)

## DAY 1: PRINCIPAL TEACHING MOMENT

Celebrating Our Teachers – 1980s Style!

This week, we're turning up the volume and heading back to the totally tubular 1980s to celebrate the real stars of our school – our teachers!

The 80s were a decade full of color, creativity, and energy. It was the era of mixtapes, boomboxes, arcade games, and unforgettable music – a time when people connected, shared ideas, and expressed themselves in bold and meaningful ways. The 80s taught us how to work together, have fun, and leave a lasting impression.

That's exactly what our teachers do every single day. They inspire us to learn, encourage us to keep going, and help us level up through challenges and successes alike. Whether they're sharing knowledge, cheering us on, or supporting us when things get tough, our teachers make school a place where everyone belongs.


So students, get ready to help us celebrate the legends of the classroom – our teachers! They keep the good vibes flowing, make learning meaningful, and guide us with dedication and heart.

Today, stop by the cafeteria (or another central spot) to fill out a Cassette Tape of Thanks – a special note of appreciation that begins with the sentence "You're a classic because..." to show our teachers just how much they're valued.

Let's give our teachers a big round of applause and a whole lot of school spirit – 1980s style! They're the teachers who keep our school rockin'!

## Teacher Appreciation Day

---





## DAY 2: STUDENT ANNOUNCEMENTS

**Student 1:** Whoa—hold the boombox and don't touch that dial!

**Student 2:** Have you noticed the school vibin' like a mixtape on repeat today?

**Student 1:** That's because today we're pressing play on something totally awesome—Teacher Appreciation Day!

**Student 2:** That's right! Today we're rewinding the tape to celebrate the real chart-toppers of our school—our teachers!

**Student 1:** From the first bell to the final track of the day, our teachers keep learning rollin' and our minds in tune.

**Student 2:** They help us through the hard parts, cheer us on, and never let us hit pause on our potential.

**Student 1:** And to show our appreciation, we're sharing some radical gratitude—cassette-tape style!

**Student 2:** Here's the remix, rock stars—

**Student 1:** Stop by the table and grab a cassette tape note.

**Student 2:** Then record a message—well, write one—telling a teacher why they're totally rad.

**Student 1:** Maybe it's how they make learning click...

**Student 2:** How they help you rewind when things get tricky...

**Student 1:** Or how they always encourage you to press play and keep going.

**Student 2:** Let's fill the halls with mixtape messages full of thanks, good vibes, and 80's flair!


**Student 1:** So grab a tape, share the love, and help us show our teachers how much we appreciate them—

**Student 2:** Because when it comes to making our school rock...

**Student 1:** Our teachers are a number-one hit!

**Teacher Appreciation Day**

---





## DAY 3: STUDENT ANNOUNCEMENTS

**Student 1:** It's Day 3 of our totally rad 80's celebration honoring the real chart-toppers of our school — our teachers!

**Student 2:** That's right! Today is the big moment to turn the volume up and shine the spotlight on the people who work nonstop to help us learn, grow, and succeed every single day.

**Student 1:** Our teachers do it all —

**Student 2:** Planning lessons, answering questions, encouraging us when things get tough,

**Student 1:** And helping us stay on track and press play on our future.

**Student 2:** Just like the best mixtapes, their hard work takes time, care, and dedication —

**Student 1:** And it makes a huge difference in how our school sounds, feels, and works every day.

**Student 2:** So let's crank up the applause and show our teachers some major appreciation! (start clapping)


**Student 1:** They're the true headliners of the week — dedicated, supportive, and always there when we need them.

**Student 2:** So give them a big smile, a thank you, and maybe even a cassette tape of thanks...

**Student 1:** Because our teachers are totally rad — and our school wouldn't be the same without them!

**Teacher Appreciation Day**

---



# WALKING ON SUNSHINE

80's *Song* theme

We're so happy that you're our teacher, that's for sure  
And we know we'll be learning, when we walk through  
your door

Now every lesson that you teach shows us you care  
When we need help, we know that you will be there

We're learning in your class, woah

We're learning in your class, woah

We're learning in your class, woah

Cause you're so good

Hey, alright now

Cause you're so good

Hey yeah

It takes effort to be a great teacher—  
yes, we know it's true

You explain things clearly, so we understand what to do

You encourage us whenever we need it

And you inspire us to go go go

You're a great teacher and we thank you today!

Woah yeah!

We're learning in your class, woah

We're learning in your class, woah

We're learning in your class, woah

Cause you're so good

Yes, you're so good

Have your chorus or  
another group of  
students sing the song

live on Teacher

Appreciation Day.

Optional: Play the  
recorded song on the  
appreciation day. Click  
[here](#) for the link to a  
slideshow with vocals.

Sing to the tune of  
"Walking on Sunshine"



Choose one of these messages or create your own to display on the marquee for the appreciation day

# IN THE MIX

## Messages



School Name

Rock On

Thank a Teacher!

Teacher Appreciation Day

May, 2027


School Name

Our Teachers are

Totally Awesome!

Teacher Appreciation Day

May, 2027



*Teacher Appreciation Day*

I ♥  
80's

# RAD TEACHER *Survival Kits*

## Action Crew: The Supply Drops

Enlist a community partner, PTO, or school group to donate treats or small "survival" essentials to pack inside the kits. Label each item with these "totally tubular" 80's inspired names:

- "Brain Power Boost" (Snack bar, trail mix, or nuts)
- "Sweet Relief" (Chocolate, gummy bears, or fruit snacks)
- "Liquid Energy" (Instant coffee, tea bags, or flavored water drops)
- "Freshness Vibes" (Mints or gum for those post-lunch parent meetings)
- "The Smooth Move" (Hand lotion, lip balm, or sanitizer)

## Creative Crew: The Aesthetic

- Decorate brown or black paper gift bags in a vibrant style.
- Use a palette of electric blue, hot pink, neon green, and checkered black-and-white.
- Design Elements: Add geometric shapes (triangles and squiggles), lightning bolts, "saved" icons (floppy disks), and checkerboard patterns.
- Catchy Phrases: Include bold lettering with phrases like:
  - "You're Totally Rad!"
  - "Teaching is a Work of Art!"
  - "Stay Cool, Teacher!"
  - "Rad Teacher Survival Kit"



*Thanks  
Teachers*  
for Helping Us

**LEVEL UP!**





**THANKS  
TEACHERS**



**YOU'RE**



**TOTALLY**

**TUBULAR!**




*Crimped,*  
**CONFIDENT** *and*  
**CRUSHING IT!**



*That's Our*  
**TEACHERS!**

REWIND.  
PLAY.  
APPRECIATE  
OUR TEACHERS



---

MAY,  
2027

---

---

80'S  
THEME


---



DRESS UP, GRAB A NOTE &

THANK A  
TEACHER!

---





**OUR  
TEACHERS  
ARE TOTALLY  
AWESOME!**

*Teacher Appreciation Day*





**OUR  
TEACHERS  
ARE TOTALLY  
AWESOME!**  
*Teacher Appreciation Day*



**OUR  
TEACHERS  
ARE TOTALLY  
AWESOME!**  
*Teacher Appreciation Day*



**OUR  
TEACHERS  
ARE TOTALLY  
AWESOME!**  
*Teacher Appreciation Day*

# GRANT REQUIREMENTS & Awards



DEADLINE  
FRIDAY,  
MAY 21, 2027



**SHINING STAR AWARD:**  
(Fulfills Grant Requirement +  
Chance to Win \$100 for Your  
A-Team)

**Submit in the App:**

- Minimum of 5 themed photos
- Brief summary of  
Appreciation Day activities

This submission keeps your  
school eligible for next year's  
grant funding.

**IMPORTANT**

- All entries must be submitted through the Utrust  
Awards & Grant Eligibility App
- No Facebook posting is required
- Submit before the deadline of May 21st

The app makes submission simple, guided, and complete  
— no extra steps to remember.



**AWESOME NOTES  
AWARD:**  
(Chance to Win \$100 for  
the Honoree)

**Submit in the App:**

- Photos of your 3 best  
Awesome Notes
- Each note  
photographed  
separately
- Clear, readable  
images

[ACCESS THE APP](#)

