

BUS DRIVER DAY

Victorian Era

Table of Contents

(What's In This Packet)

VICTORIAN ERA OVERVIEW

SCHOOL COORDINATOR CHECKLIST

POSTCARDS OF THANKS

HOW TO WRITE AWESOME NOTES

REQUEST OF PARENTS NOTE & TEMPLATE

TOP HATS & TEA CUPS PRESENTATION

SOCIAL MEDIA POSTS & INSTRUCTIONS

REMARKABLE MARQUEE MESSAGES

STEAMER TRUNK OF GOODIES

TEMPLATES (For water bottles and chocolate bars)

POSTERS

GRANT REQUIREMENTS & AWARDS

Primary Schools



September 2026



MISS DERYL LEIGH-HUNT (MRS. CYRIL GEORGE DODGSON).



THE VICTORIAN ERA

The Victorian era, named after Queen Victoria of England, spanned much of the 1800s and was known for its sense of elegance, order, and invention.

During this time, transportation was rapidly changing—horse-drawn carriages, trains, and even the earliest automobiles were connecting people to new opportunities. The era was also famous for its style: top hats, lace, pocket watches, gas lamps, and detailed decorations were all part of daily life.

It was a time when dependability and dignity mattered, and communities relied on drivers, coaches, and new technologies to get them safely where they needed to go.

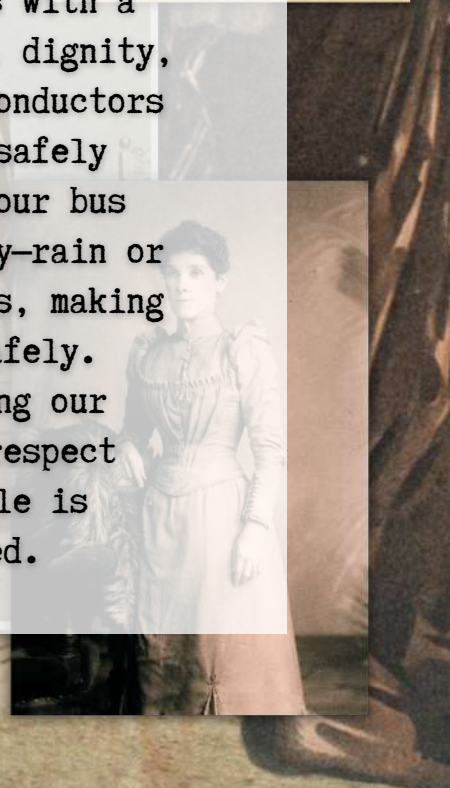
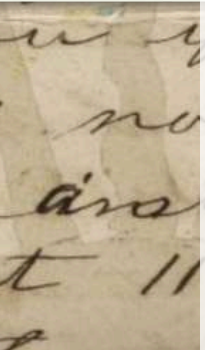
WHY THIS THEME FOR BUS DRIVER APPRECIATION

This year, we're celebrating our bus drivers with a Victorian theme to highlight their importance, dignity, and dependable service. Just as drivers and conductors

in the Victorian era helped people travel safely through bustling cities and country roads, our bus drivers faithfully transport students each day—rain or shine. They are the steady hands that guide us, making sure everyone arrives at school and home safely.

By using the Victorian theme, we are honoring our bus drivers with an old-fashioned sense of respect and gratitude, showing them that their role is timeless, valued, and deeply appreciated.

LADY EMILY SEYMOUR (LADY EMILY WALKER).



SCHOOL COORDINATOR CHECKLIST

PLANNING & SCHEDULING

- { } Decide activities for the appreciation day and work out any logistics
- { } Schedule a date & time for the Top Hats and Tea Cups Tea Party presentation
- { } Determine special guests to invite (e.g., principal, assistant principal, school board member)
- { } Ask the principal to make the teaching moment announcement
- { } Send an invitation home to parents about the Top Hats and Tea Cups Tea Party

PREPARATION & SET UP

- { } Post marvelous marquee messages
- { } Print & post signs and posters
- { } Print out the postcards of thanks and distribute them to the classes
- { } Wrap water bottles and chocolates
- { } Decorate the Steamer Chest of Goodies (or simply place them in a brown paper bag)
- { } Gather supplies for the tea party (cups, treats, decorations, etc.)
- { } Send reminders to those who have agreed to provide items or help for the day

Enlist the help of staff members or parents to help with tasks

FINAL TOUCHES & PROPS

- { } Find a top hat to use as a photo prop
- { } Find a handheld bell for ringing during the presentation
- { } Fill the Steamer Trunk of Goodies before the event

EVENT DAY ACTIVITIES


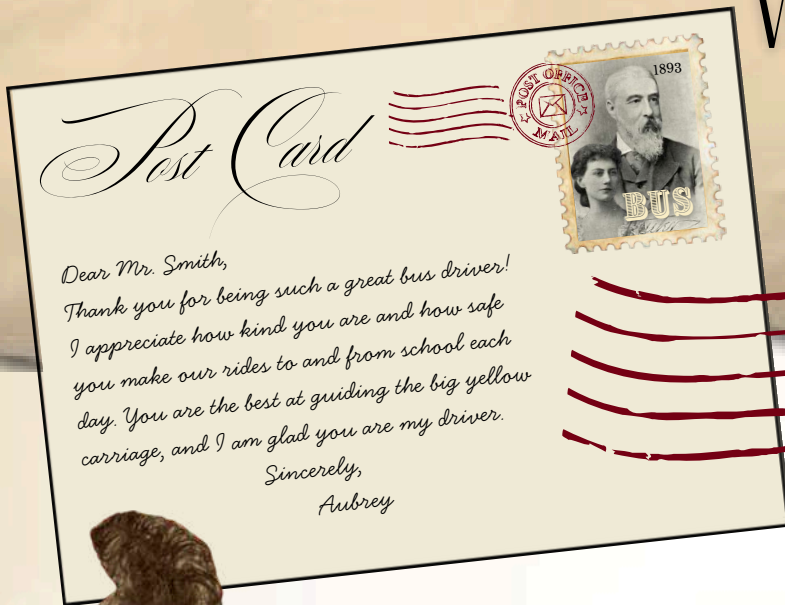
- { } Invite the principal and/or assistant principal to help greet and thank bus drivers as they pull into the school
- { } School coordinator leads the greetings and presentation as buses arrive
- { } Take photos of the bus drivers with the top hat prop along with the kids

AFTER THE APPRECIATION DAY

- { } Post photos on the Utrust Awards & Eligibility App. MOre details on the Awards page

Postcards of Thanks

Whole School Involvement



TASKS

- **CREATE POSTCARDS:** Print out the Victorian-themed postcards provided by Utrust.
- **PREPARE ENVELOPES:** Label large envelopes with each bus driver's name; decorate to match the theme.
- **PROVIDE SUPPLIES:** Have plenty of pens, markers, and colored pencils available for students to use in their classrooms to write their Postcards of Thanks.

HOW IT WORKS

- Once students finish their postcards, they will place them into the correct envelope for their bus driver.
- During the Top Hats & Tea Cups Presentation, each bus driver will be presented with their envelope full of postcards.



How To Write **AWESOME NOTES**

- **Say their name** – Start with “Dear [bus driver’s name].”
- **Say something nice** – Tell them what you like about them or what they do.
- **Say how they help** – Tell how they make you or others feel happy or safe.
- **Say thank you** – End your note with “Thank you!”
- **Sign your name** – Write your name at the bottom.



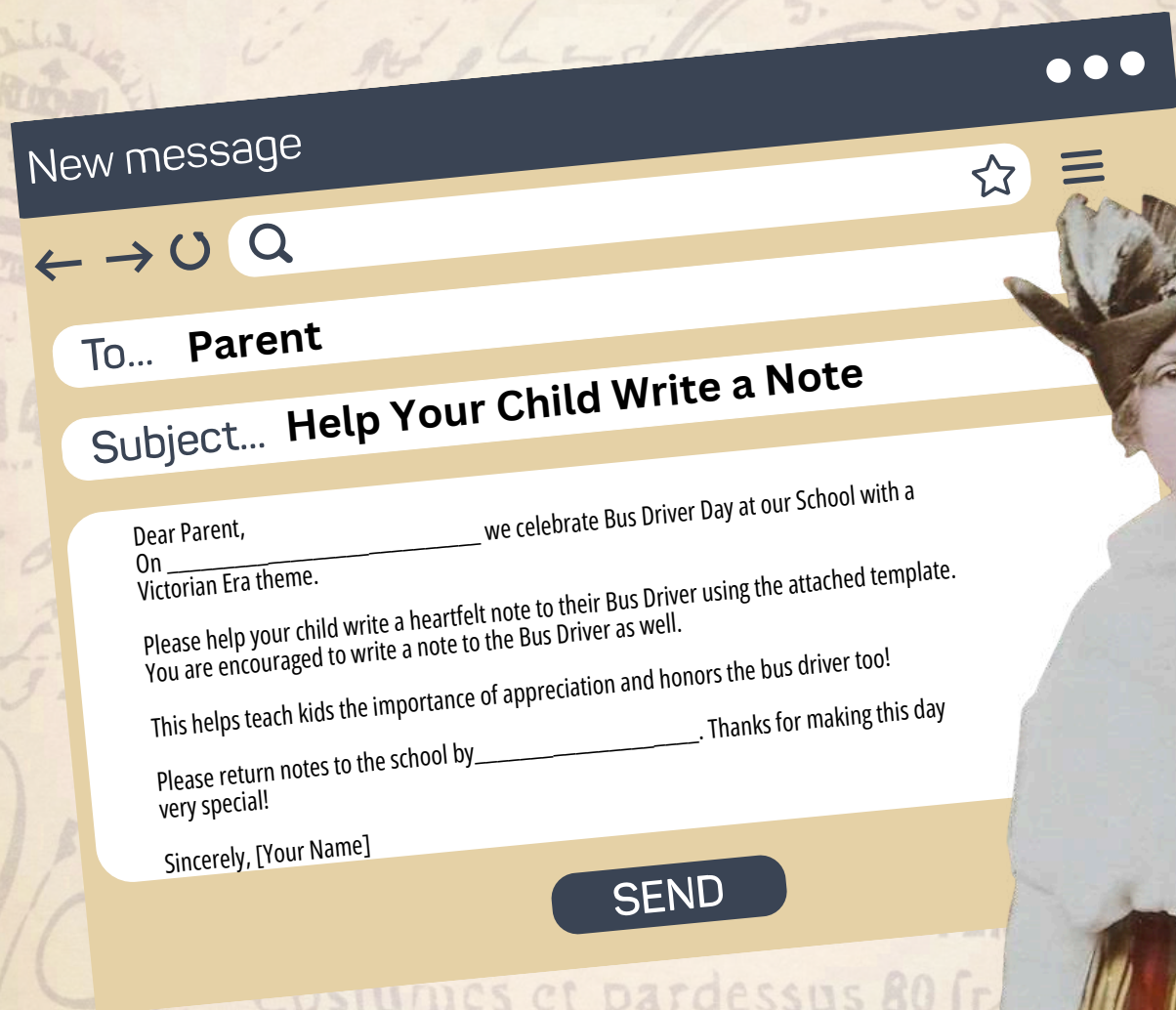
Bus Driver Day September 2026

Request of Parents

Ask parents to get involved by helping their child write a heartfelt note about the honorees to include what they like about them and what they appreciate about them.

You can either send an EMAIL out attaching the note template or you can PRINT OUT the letter provided and the note template to send home with your students.

EMAIL TO PARENTS TEMPLATE - Copy and paste the message below into an email



New message

← → ↻ 🔍 ☆ ☰

To... **Parent**

Subject... **Help Your Child Write a Note**

Dear Parent,
On _____ we celebrate Bus Driver Day at our School with a Victorian Era theme.

Please help your child write a heartfelt note to their Bus Driver using the attached template. You are encouraged to write a note to the Bus Driver as well.

This helps teach kids the importance of appreciation and honors the bus driver too!

Please return notes to the school by _____. Thanks for making this day very special!

Sincerely, [Your Name]


SEND

OPTIONAL:

Print out the next page to send a note home with the student instead of sending an email.

Be sure to fill out the dates in the blank spaces.






Dear Parent,
On _____ we celebrate Bus
Driver Day at our School with a Victorian Era theme.

Please help your child write a heartfelt note to their
Bus Driver using the attached template.
You are encouraged to write a note to the Bus Driver
as well.

This helps teach kids the importance of appreciation
and honors the Bus Driver too!

Please return notes to the school by _____.
Thanks for making this day
very special!

Sincerely, _____



Dear Parent,
On _____ we celebrate Bus
Driver Day at our School with a Victorian Era theme.

Please help your child write a heartfelt note to their
Bus Driver using the attached template.
You are encouraged to write a note to the Bus Driver
as well.

This helps teach kids the importance of appreciation
and honors the Bus Driver too!

Please return notes to the school by _____.
Thanks for making this day
very special!

Sincerely, _____



Post Card

of Thanks



Write a Note & Draw A Picture of Your Bus Driver

From: _____

Thank You



From:

TOP HATS & TEACUPS PRESENTATION



BELL RINGING CEREMONY

- As each bus arrives, a few selected students ring handheld bells — just like royal announcers from Victorian times.
- **Script idea:** “Hear ye, hear ye! The noble bus drivers have arrived!”
- Staff and students clap and cheer as each driver is welcomed.
- Students can perform the chant.

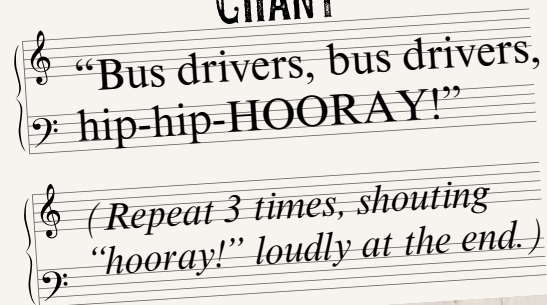
TOP HATS & TEA CUPS TEA PARTY

- Invite each bus driver to join the children for a Victorian tea party.
- Children may bring their favorite “lovey” (stuffed animal or doll) to join the fun.
- Serve cookies and juice in paper “teacups” (or real cups).
- Play gentle music for a calm, happy atmosphere.

PRESENTATION

- Present each bus driver with their decorated Steamer Trunk of Goodies and their Postcards of Thanks envelope created by the students.
- A teacher or coordinator can say:
 - “These postcards were made with love by our students to show how thankful we are for our wonderful bus drivers.”
- Invite each bus driver to wear or hold the Top Hat for a fun photo moment with the students.

CHANT



Everyone is encouraged
to dress up in Victorian
Era style!



SOCIAL MEDIA

INSTRUCTIONS:

1. Give these instructions to your dedicated Facebook Coordinator or assign a teacher, staff member or parent to do the posting on the school's Facebook page. You can add people as "Editor Access" to your page without providing full admin access. Instructions [HERE](#).
2. Click the [LINK](#) to access pre-made graphics for the appreciation day.
3. Log in to the school's Facebook page.
4. Copy the suggested text and hashtags and paste into your post.
5. Attach the photos and post it!
6. OPTION: Pre-Schedule! If you have a "Business Page" for your school, you can easily schedule some or all of the posts at one time using Meta. Meta will also allow you to post/schedule to Instagram at the same time. Watch the How To Video [HERE](#)

SUGGESTED POSTS:

Post 1: A Salute to Our Noble Carriage Keepers! THEME: Victorian Era
From the break of dawn until the day's end, our bus drivers guide their carriages with steadfast care and dignity. Today we raise our hats in gratitude for their daily devotion. Thank you for carrying our students safely on every journey!

Post 2: Letters of Esteem for Our Drivers of Distinction THEME: Victorian Era
On this Bus Driver Appreciation Day, we pause to honor the keepers of the yellow carriages who faithfully deliver precious cargo each day. With patience, grace, and a steady hand, they ensure our students arrive ready to learn. A round of applause for these unsung heroes of the roadway!

Post 3: Top Hats Off to Our Honored Drivers! THEME: Victorian Era
In true Victorian fashion, we celebrate the noble guardians of our morning and afternoon journeys. Their dedication fuels the future, one safe ride at a time. Today we bestow upon them our deepest thanks—hip hip, hooray for our bus drivers!

DOWNLOAD THE SOCIAL GRAPHIC HERE



BUS DRIVER APPRECIATION DAY

SOCIETY PAGE

Announcements

PRINCIPAL TEACHING POINT

Encourage the Principal to take just a moment to celebrate with a teaching moment about the Victorian Era over the intercom on Monday.

Good morning, everyone!

Today, we're celebrating Bus Driver Appreciation Day with a Victorian theme! The Victorian era was named after Queen Victoria of England and took place over 100 years ago. It was a time of elegance, invention, and progress — when people traveled by horse-drawn carriages, steam trains, and the very first automobiles.

Back then, drivers worked hard to get people safely where they needed to go — just like our bus drivers do for us every single day! Rain or shine, they make sure we travel safely to school and back home.

By using a Victorian theme, we're showing respect and gratitude for our drivers — reminding everyone that being dependable, kind, and helpful never goes out of style.

Let's give a big round of applause to our wonderful bus drivers!



Remarkable Marquee Messages

To encourage community participation in the Appreciation Day, use one of the marquee messages or create your own.

SOUTH VICTORIAN SCHOOL

FULL STEAM AHEAD

THANK YOU

BUS DRIVERS!



SOUTH VICTORIAN SCHOOL

OUR BUS DRIVERS

ARE THE GEAR THAT

MAKES US GO!

Steamer Trunk of Goodies



ACTION CREW TASKS

- Wrap water bottles and chocolate bars with provided labels.
- Enlist a community or school group to fill the chests with things like:
 - Fruit Jellies or Hard Candies
 - Chocolate Squares or Fudge
 - Tea Cakes or Tea Biscuits
 - Mini Fruit Pies or Tarts
 - Oranges or Clementines
 - Dried Fruit Packets
 - Shortbread Cookies
 - Pretzel Sticks
 - Ginger Snaps
 - Roasted Nuts
 - Tea Bags
 - Popcorn
 - Apples

CREATIVE CREW TASKS

Use a cardboard box to make a steamer trunk for each Bus Driver to hold the goodies.



VICTORIAN ERA

Water Bottle Label

WATER BOTTLES & CHOCOLATE:

- Wrap the water bottles and chocolate bars in the templates provided.



Candy Bar Label



FROM CARRIAGE
TO COACH,
YOU'RE THE
DRIVERS OF
THE FUTURE!
WE APPRECIATE
YOU FOR
EVERY MILE!



Bus Driver Day!
September 2026



September 2026
Bus Driver Day!
Theme: Victorian Era

U^{trust}


STEAM,
STEEL, AND
A STEADY
HAND...
THANK
YOU FOR
THE RIDE!





YOUR CARRIAGE
MAY BE YELLOW,
BUT YOUR SERVICE
IS GOLDEN!

THANK YOU
BUS DRIVERS!



September 2026: Bus Driver Day!

GRANT REQUIREMENTS & AWARDS



SHINING STAR AWARD:

(Fulfills Grant Requirement +
Chance to Win \$100 for Your A-Team)

SUBMIT IN THE APP:

- Minimum of 5 themed photos
- Brief summary of Appreciation Day activities

This submission keeps your school eligible for next year's grant funding.

IMPORTANT

- All entries must be submitted through the Utrust Awards & Grant Eligibility App
- No Facebook posting is required
- Submit before the deadline of Sept 25th

The app makes submission simple, guided, and complete – no extra steps to remember.




AWESOME NOTES AWARD:

(Chance to Win \$100 for
the Honoree)

SUBMIT IN THE APP:

- Photos of your 3 best Awesome Notes
- Each note photographed separately
- Clear, readable images



[ACCESS THE APP HERE!](#)

Deadline for submission for Awards: Friday, September 25, 2026