

FOOD SERVICE DAY

40s Rosie The Riveter



Primary
Packet

Table of Contents

(What's In This Packet)

40's ERA OVERVIEW

COORDINATOR CHECKLIST

PARADE OF ROSIES

POLKA DOTS OF THANKS
(Whole School Involvement)

POLKA DOTS OF THANKS TEMPLATE

REQUEST OF PARENTS

ROSIE THE RIVETER PRESENTATION

CERTIFICATES

SOCIAL MEDIA POSTS & INSTRUCTIONS

VICTORY ANNOUNCEMENTS

RIVETING MARQUEE MESSAGES

RATION PACK OF GOODIES

TEMPLATES (For water bottles
and chocolate bars)

POSTERS

GRANT REQUIREMENTS & AWARDS



January 2027

FOOD SERVICE DAY

40s Rosie The Riveter



Era Overview

The 1940s were marked by World War II, a time when millions of men left home to serve in the military. Back in the United States, women stepped into new roles to keep the country strong. They worked in factories, shipyards, and offices, producing airplanes, weapons, and supplies to support the war effort. One of the most famous symbols of this time was Rosie the Riveter — a character who appeared on posters wearing a red bandana and flexing her arm with the words “We Can Do It!” Rosie represented the strength, determination, and teamwork of women who proved they could rise to any challenge.

This year, we’re celebrating our food service staff with the Rosie the Riveter / 1940s theme because it’s the perfect way to honor their hard work and spirit. Just like Rosie rolled up her sleeves to keep the country going, our cafeteria team rolls up their sleeves every single day to serve hundreds of meals, keep things running smoothly, and care for our students. They are strong, determined, and always ready to do what it takes to keep our schools fueled for learning. Using Rosie as our theme gives us a fun way to say “We Can Do It!”—and to show our food service workers that they do it for us, every single day.



January 2027

SCHOOL COORDINATOR

checklist

THINGS TO DO

- Procure red bandanas for the Food Service workers.
- Take a face photo of each food service worker to be used on the Parade of Rosies Bulletin Board
- Ask the Principal to do the intro announcement over the PA.
- Put up the marquee message.
- Label the candy bars and water bottles.
- Collect items for Ration Boxes and fill them.
- Decorate the Parade of Rosies Bulletin Board.
- Post the Posters.
- Create the Certificates for the Presentation.
- Invite a community, school group or PTO to provide a meal if you decided to do so.
- Send reminders to those who have agreed to provide items or help for the day.
- Promote on Social Media (See Social Media Page)
- Post photos & recap on the Utrust Facebook Coordinators Group.

LOGISTICS & PLANNING

- Decide activities for the appreciation day.
- Work out any logistics for activities.
- Schedule a date and time for the presentation.
- Determine any special guests to be invited to participate.
- Determine which special groups to provide a meal.

Enlist the help of staff members or parents to help with tasks

FOOD SERVICE
APPRECIATION DAY '27



PARADE of Rosies

- Put up a bulletin board with a “Parade of Rosies” with each of the Food Worker’s faces and names.
- Ask Fun Fact Questions of the Food Workers.
- Add the Fun Facts below each name.

FUN FACT QUESTIONS

1. What’s your favorite food?
2. Do you have a favorite snack or dessert?
3. What’s your favorite color?
4. Do you have any pets? If yes, what kind?
5. What’s your favorite movie or TV show?
6. What’s a hobby you enjoy outside of school?
7. Can you play a musical instrument or sing?
8. What’s a sport or activity you like to watch or play?
9. Do you have a hidden talent (like hula hooping, whistling, juggling, etc.)?
10. What’s your favorite holiday or season?
11. Do you like to travel? What’s a place you’ve visited (or want to visit)?
12. Do you have kids or grandkids? How many?
13. What’s something you loved to do when you were a kid?
14. What’s your favorite way to relax after work?
15. Do you have a favorite game or puzzle you enjoy?



PARADE OF ROSIES

FOOD SERVICE HEROES



YOUR NAME



YOUR NAME



YOUR NAME




YOUR NAME

FUN FACTS
Loves cats
Has 3 kids
Can play guitar
Loves Enchiladas
Can Hula Hoop
Favorite movie is Star Wars

FUN FACTS
Loves baking
Favorite color is purple
Can whistle really loud
Has a green thumb
Favorite snack is popcorn
Can solve a Rubik’s Cube

FUN FACTS
Favorite dessert is brownies
Loves puzzles
Can do a cartwheel
Loves coffee with extra sugar
Has been to another country
Loves beach vacations

FUN FACTS
Loves fishing on weekends
Has a collection of fun socks
Can juggle three balls
Loves to dance to 80s music
Has two dogs
Favorite sport is basketball



PARADE OF ROSIES TEMPLATE

1. Print out one for each Food Service worker (if you have larger paper, that is great!)
2. Cut out and post on the bulletin board.
3. Add their face picture and name below.

DOWNLOAD CANVA TEMPLATE

EXAMPLE



POLKA DOTS of Thanks

Whole School Involvement

1. Students are invited to write heartfelt notes on polka dots (circles) to the Food Service Workers.
2. The notes will be collected in decorated envelopes.



Thanks for being part of our team.

We're grateful for your hard work.

Thank You for Your Service with a Smile!

You're The Best Cooks Ever!

Your Tater Tots Are The Bomb!

DEAR: Miss Sue,
I like you because: you always smile at me in the lunch line.
Thank you for: making our yummy food, like French fries!
From: Andrea Martin



Polka Dots of Thanks

Draw A Picture & Write a Note to the Food Workers

DEAR:

I like you because: _____

Thank you for: _____

From: _____

Thank You!

We Can Do It!



From:

HOW TO WRITE AWESOME NOTES

1-Address by Name: Start with their name to make it personal.


2-Be Specific: Mention something special about them or what they've done.

3-Share the Impact: Explain how they've made a difference to you, others and/or the school.

4-Be Sincere: Write from the heart, using your own words.

5-End with Gratitude: Finish with a heartfelt thank you.

6-Sign your Name: Write your full name.




FOOD SERVICE
APPRECIATION DAY '27

Request of Parents

Ask parents to get involved by helping their child write a heartfelt note about the honorees to include what they like about them and what they appreciate about them.

You can either send an EMAIL attaching the note template or you can PRINT the letter provided and the note template to send home with your students.

EMAIL TO PARENTS TEMPLATE - Copy and paste the message below into an email



New message

← → ↺ 🔍 ☆ ☰

To... **Parent**

Subject... **Help Your Child Write a Note**

Dear Parent,
On _____ we celebrate Food Service Appreciation Day at our School with a 1940s 'Rosie The Riveter' Era theme.

Please help your child write a heartfelt note to the Food Workers using the attached template. You are encouraged to write a note to the Food Workers as well.

This helps teach kids the importance of appreciation and honors them too!

Please return notes to the school by _____. Thanks for making this day very special!


Sincerely, [Your Name]

SEND



OPTIONAL:
Print the next page to send a note home with the student instead of sending an email.

Be sure to fill out the dates in the blank spaces.



REQUEST OF PARENTS

Dear Parent,
On _____ we celebrate Food Service Appreciation Day at our School with a 1940s 'Rosie The Riveter' Era theme.

Please help your child write a heartfelt note to a Food Service Worker using the attached template.

You are encouraged to write a note to the Food Service workers as well!

This helps teach kids the importance of appreciation and honors the Food Service workers too!

Please return notes to the school by _____.
Thanks for making this day very special!

Sincerely, _____



FOOD SERVICE
APPRECIATION DAY '27

1940s
Rosie the Riveter Theme

REQUEST OF PARENTS

Dear Parent,
On _____ we celebrate Food Service Appreciation Day at our School with a 1940s 'Rosie The Riveter' Era theme.

Please help your child write a heartfelt note to a Food Service Worker using the attached template.

You are encouraged to write a note to the Food Service workers as well!

This helps teach kids the importance of appreciation and honors the Food Service workers too!

Please return notes to the school by _____.
Thanks for making this day very special!

Sincerely, _____



FOOD SERVICE
APPRECIATION DAY '27

1940s
Rosie the Riveter Theme

ROSIE THE RIVETER

PRESENTATION



1: INTRODUCTION

MC SCRIPT:

"Today we're celebrating our amazing Food Service Team — the heroes who keep us powered up every day! We're going back to the 1940s with a Rosie the Riveter twist — strong, hardworking, and always ready to say 'We Can Do It!'"

SETUP:

- Big Band music playing as students gather
- Everyone wears red bandanas (Rosie-style) and sleeves rolled up

2: MAIN PRESENTATION

VIDEO TRIBUTE:

- Play the provided video — black-and-white, documentary-style "war promo"

READING OF THANKS:

- Read a few Polka Dots of Thanks aloud
- Applause and cheers after each

3: RECOGNITION & CELEBRATION

ROSIE AWARDS CEREMONY:

- Present themed certificates

VICTORY LUNCHEON:

- Serve themed treats:
 - Root Beer Floats
 - Victory Veggies
 - Homefront Potatoes
 - Rosie's Cornbread
 - All American Hot Dogs or Hamburgers

GROUP CHANT:

- All students chant together and flex like Rosie: "We Can Do It... Because YOU Do It For Us!"
- Be sure to get photos/video of this!

ACTIVITY OPTIONS FOR STUDENTS

- Make red bandanas for them to wear if you are not providing them.
- Make and fly paper airplanes of thanks!
- Victory Veggie Toss (bean bag toss) with the Food Workers

GET PIX & POST

- **Group Picture:** Take a group photo of all the food service workers and the students all wearing the Rosie bandanas.
- **Social Media Highlights:** Post photos to the school's Facebook page and the Utrust Awards & Eligibility App. More details on the Social Media page.



Everyone is encouraged to dress up in 40s Rosie Era style!



FOOD SERVICE
APPRECIATION DAY '27

FOOD SERVICE DAY

40s Rosie The Riveter



**SERVICE WITH
A SMILE AWARD**

PROUDLY PRESENTED TO



R

THE STUDENTS



FOOD SERVICE DAY

40s Rosie The Riveter

**LUNCHTIME LEGEND
AWARD**

PROUDLY PRESENTED TO



R

THE STUDENTS



FOOD SERVICE DAY

40s Rosie The Riveter



**JITTERBUG SPIRIT
AWARD**

PROUDLY PRESENTED TO



R

THE STUDENTS



FOOD SERVICE DAY

40s Rosie The Riveter



NAME OF AWARD

PROUDLY PRESENTED TO



R

THE STUDENTS



SOCIAL MEDIA

Suggested Posts:

Post 1: Today is Food Service Appreciation Day and this year's theme is Rosie the Riveter and the 1940s! Just like Rosie rolled up her sleeves to keep the country strong, our food service team rolls up their sleeves every day to keep our students strong with healthy meals and kind smiles.

Let's celebrate our cafeteria heroes with a big "We Can Do It!" cheer!

#FoodServiceAppreciationDay
#RosieTheRiveter #WeCanDoIt



Post 2: Happy Food Service Appreciation Day! Inspired by our Rosie the Riveter theme, we're honoring our cafeteria Rosies who roll up their sleeves and serve with a smile. We're grateful for their dedication every single day.

#FoodServiceAppreciation #RosieSpirit

Post 3: Happy Food Service Appreciation Day! Our theme this year is inspired by Rosie the Riveter and the 1940s — a time that celebrated hard work and determination. We're honoring our own Rosies of the cafeteria, who rise early, work hard, and serve with a smile to keep our students going strong.

#FoodServiceAppreciationDay
#RosieTheRiveter #WeCanDoIt



**DOWNLOAD THE SOCIAL
GRAPHIC HERE**

VICTORY ANNOUNCEMENTS



Day 1 - Principal Teaching Moment

Encourage the Principal to take just a moment to kick off the week with a teaching moment about the 40's era over the intercom on Monday.

The 1940s and Rosie the Riveter

The 1940s were marked by World War II, a time when millions of men left home to serve in the military. Back in the United States, women stepped into new roles to keep the country strong. They worked in factories, shipyards, and offices, producing airplanes, weapons, and supplies to support the war effort. One of the most famous symbols of this time was Rosie the Riveter — a character who appeared on posters wearing a red bandana and flexing her arm with the words “We Can Do It!” Rosie represented the strength, determination, and teamwork of women who proved they could rise to any challenge.

This year, we’re celebrating our food service staff with the Rosie the Riveter / 1940s theme because it’s the perfect way to honor their hard work and spirit. They are strong, determined, and always ready to do what it takes to keep our schools fueled for learning.

Be sure to drop by the Polka Dots of Thanks station in the cafeteria to write a note to our hard working food service staff!



Riveting Marquee Messages

SOUTH VICTORIAN SCHOOL

WE SALUTE OUR

FOOD SERVICE

WORKERS!

To encourage community participation in the Appreciation Day, use one of the marquee messages or create your own.

SOUTH VICTORIAN SCHOOL

THANK YOU TO OUR

FOOD SERVICE

WORKERS!



RATION PACK

GOODIES

RATION
STAMP
13
RATION STAMP

RATION
STAMP
9
RATION STAMP

RATION
STAMP
17
RATION STAMP

★ ★ ★ ★ ★ ★
Create a cardboard box that says
"Ration Pack Goodies" on the
outside like a rubber stamp.

Here are some suggestions for your
Goodie Boxes. Many of these treats
were popular during the 1940s!

- Tootsie Rolls
- Hershey Bar
- Lifesavers
- Juicy Fruit Gum
- Sugar Daddy's Candy
- Milk Duds
- Oreo Packs
- Fig Newton Packs
- Instant Coffee Pack
- Soothing Tea Bags

SUGGESTED LUNCH FOOD

Victory Veggies
Homefront Potatoes
Rosie's Corn Bread
All American Hot Dog or Hamburgers



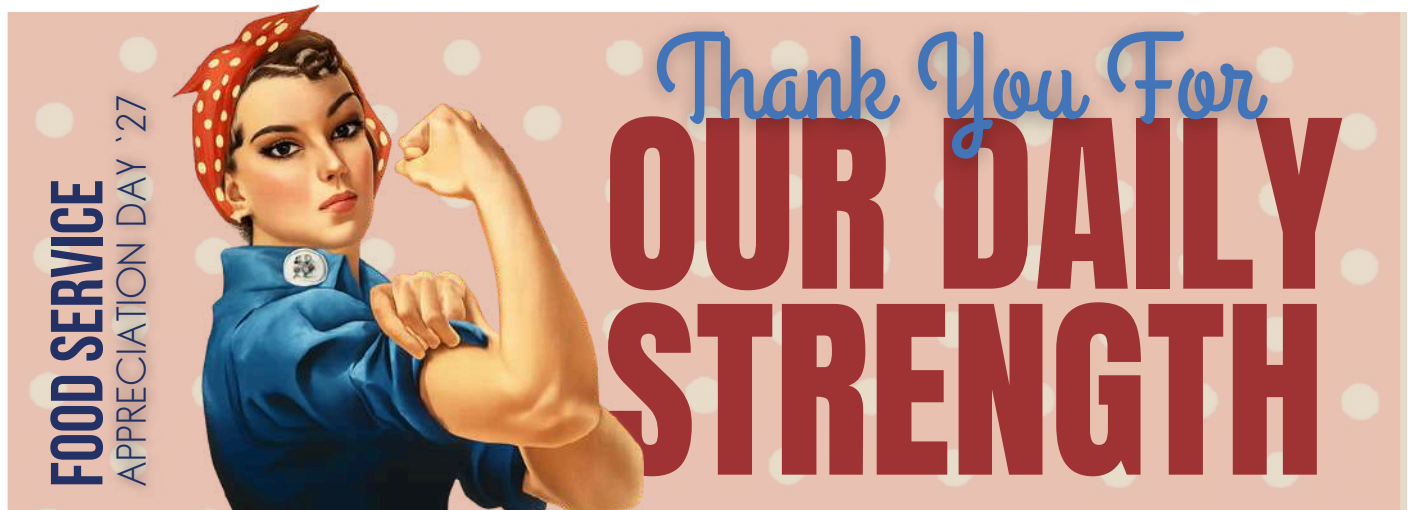
FOOD SERVICE

APPRECIATION DAY '27

Water Bottle Label

WATER BOTTLES & CHOCOLATE:

- Wrap the water bottles and chocolate bars in the templates provided.



Candy Bar Label



Thank You For
**OUR DAILY
STRENGTH**



FOOD SERVICE
APPRECIATION
DAY 2027



THANK YOU FOR YOUR *Food* SERVICE!





FOOD SERVICE

APPRECIATION DAY



JANUARY 2027



WE SALUTE YOU!

YOU FEED THE FRONT LINES

FOOD SERVICE WORKERS



Utrust



GRANT REQUIREMENTS & AWARDS



SHINING STAR AWARD:
(Fulfills Grant Requirement +
Chance to Win \$100 for Your A-Team)

Submit in the App:

- Minimum of 5 themed photos
- Brief summary of Appreciation Day activities

This submission keeps your school eligible for next year's grant funding.

IMPORTANT

- All entries must be submitted through the Utrust Awards & Grant Eligibility App
 - No Facebook posting is required
 - Submit before the deadline of January 22nd
- The app makes submission simple, guided, and complete — no extra steps to remember.



AWESOME NOTES AWARD:
(Chance to Win \$100 for the Honoree)

Submit in the App:

- Photos of your 3 best Awesome Notes
- Each note photographed separately
- Clear, readable images

[ACCESS THE APP](#)



Deadline for submission for Awards: Friday, January 22, 2027