

# Special Area Teachers **APPRECIATION** includes counselors, librarians and art, music, P.E., and technology teachers *day*



**Primary  
Schools**

## COORDINATOR CHECKLIST

## PEACE LOVE & APPRECIATION

## FRINGE VESTS OF THANKS

## KINDNESS ROCKS

## FLOWER POWER OF THANKS

(whole school involvement)

## PRINTABLE THANK YOU NOTES

## GROOVY PRESENTATION

## SOCIAL MEDIA POSTS

## PEACE OUT ANNOUNCEMENTS

## DAILY GROOVE MESSAGES

## GOOD VIBES GRAB BAGS

## TEMPLATES

Water bottles & chocolate bars

## POSTERS

## GRANT REQUIREMENT

## & AWARDS

*Table of Contents*

**GO'S**  
theme



# SCHOOL COORDINATOR Checklist

## 1. Planning & Decisions

- Decide activities for the appreciation day
- Determine any special guests to be invited
- Decide whether to invite a group to provide a meal for honorees

## 2. Scheduling & Coordination

- Schedule a date and time for the presentation
- Invite the principal or assistant principal to say honoring words
- Ask the principal to make a PA announcement with a teaching moment
- Work out logistics for activities
- Send reminders to those providing items or help

## 3. Food & Hospitality

- Invite a community group, school group, or PTO to provide a meal (if applicable)

## 4. Decorations & Displays

- Put up the marquee message
- Decorate the Peace Love & Appreciation board
- Post signs and posters

## 5. Classroom & Student Involvement

- Print blank notes and distribute them to classrooms for students to write Flower Power notes
- Arrange collection of Flower Power of Thanks notes from each classroom

## 6. Teacher Gifts & Appreciation Items

- Put custom labels on candy bars and water bottles
- Collect items, decorate, and fill goodie bags
- Put the thank-you notes into the Good Vibes Grab bags
- Make a Kindness Rock for each Special Teacher
- Create Groovy Vests of Thanks
- Make Fringe Vests for each Special Area Teacher (to wear or decorate doors)

## 7. Social Media & Awards

- Post social media message on the school Facebook page promoting the day
- Take photos/videos of preparations, presentation, interviews, decorations (with honorees)
- Post at least 5 photos/videos with a brief summary on the Utrust Awards & Eligibility App
- On the App, upload up to 3 best appreciation (Flower Power Notes) photos for award entry

You can choose one of the A-Team Thanks or do all 3 Options! (See page 3-5)

Enlist the help of staff members or parents to help with tasks

# Option 1

# PEACE, LOVE & APPRECIATION

## Bulletin Board



- Decorate the bulletin board with a main message and in a hippie theme.
- Use bright colors, tie-dye, flowers, hearts, peace signs, and groovy lettering for the title.
- Create a flower for each special area teacher.
- Include:
  - The teacher's name on a colorful flower template.
  - A picture of the teacher.
  - Include reasons why that special area teacher is helping students to grow and put on the stems of each of the flowers.
- Write adjectives to describe each teacher on flower petals, hearts, or peace signs.
- Examples: Creative, Kind, Groovy, Fun, Chill, Inspiring, Friendly, Talented. Place them around the board like bursts of positivity.



# Option 2

## FRINGE VESTS OF THANKS

(A-Team Thanks)

Create a "Fringe Vest of Thanks" for each special area teacher to wear.

*Option 2: Decorate the individual doors of the honorees with a fringe vest with notes of appreciation all around it.*

- Cut paper grocery bags or butcher paper into vest shapes with fringe along the bottom.
- Label each vest with the name of a special area teacher.
- Write messages of thanks on the fringe pieces or create paper "patches" with notes of appreciation to attach to the vest.
- Decorate each vest with fun colors, designs, and words that reflect the teacher's personality.
- Present the vests to the special area teachers as wearable gifts of gratitude, or display them in a hallway or classroom.



"Thanks for making our learning far out"

"You Keep the Vibes High and the Learning Higher!"

*Special Area Teachers*

## Option 3

# KINDNESS ROCKS



Decorate rocks to give to each of the special area teacher.

1. Gather a variety of smooth, medium-sized rocks—one for each Special Area Teacher, plus a few extras.
2. Wash and dry the rocks thoroughly.
3. Paint each rock with bright, cheerful 60's-style designs such as peace signs, daisies, tie-dye swirls, or smiley faces.
4. Once dry, use permanent markers or paint pens to write positive words or short messages of thanks. Examples:
  - "You make learning groovy!"
  - "Peace, love, and creativity—thanks for all you do!"
  - "You rock our school with kindness!"
5. Spray each finished rock with a clear sealant to preserve the designs and let them dry overnight.




# FLOWER POWER

## *of thanks*

(whole school involvement)

- Encourage students to participate in writing notes of appreciation by writing at least one note for a Special Area Teacher (Art, Music, P.E., Library, Counselor, etc.).
- Provide flower cutouts or note templates, along with pens and markers for students to use. Students may also choose to draw their own flowers on notebook paper.
- Display a list of honorees so students know who to thank.



# How To Write AWESOME NOTES


- Say their name – Start with “Dear [Special Area Teacher’s name].”
- Say something nice – Tell them what you like about them or what they do.
- Say how they help – Tell how they make you or others feel happy or safe.
- Say thank you – End your note with “Thank you!”
- Sign your name – Write your name at the bottom.

**Special Area Teacher  
Appreciation Day '27**



# THANK YOU

---



**FROM:** \_\_\_\_\_



**Write a Note & Draw A Picture of a Special Area Teacher**

---

---

---

---

*From:* \_\_\_\_\_

# REQUEST OF PARENTS

*Ask parents to get involved by helping their child write a heartfelt note about the honorees to include what they like about them and what they appreciate about them.*

You can either send an EMAIL out attaching the note template or you can PRINT OUT the letter provided and the note template to send home with your students.

**EMAIL TO PARENTS TEMPLATE - Copy and paste the message below into an email**

New message

← → ↻ 🔍 ☆ ☰

To... **Parent**


Subject... **Help Your Child Write a Note**

Dear Parent,  
On \_\_\_\_\_ we celebrate Special Area Teachers Day at our School with a 60s Era Theme.  
Please help your child write a heartfelt note to a Special Area Teacher (counselors, librarians and art, music, P.E., and technology teachers) using the attached template. You are encouraged to write a note to them as well.  
[Add list of teacher's names here]  
This helps teach kids the importance of appreciation and honors the Special Area Teachers too!  
Please return notes to the school by \_\_\_\_\_. Thanks for making this day very special!  
Sincerely, [Your Name]

**SEND**

**OPTIONAL:**  
Print out the next page to send a note home with the student instead of sending an email.

**Be sure to fill out the dates in the blank spaces.**



# FLOWER POWER *of thanks*

Dear Parent,

On \_\_\_\_\_ we celebrate  
Special Area Teachers Day at our School with a  
60s Era theme.


Please help your child write a heartfelt note to a  
Special Area Teacher (counselors, librarians and art,  
music, P.E., and technology teachers) using the  
attached template. You are encouraged to write a note  
to them as well.

Teacher's Names:

This helps teach kids the importance of appreciation  
and honors the Special Area Teachers too!

Please return notes to the school  
by \_\_\_\_\_. Thanks for making this  
day very special!

Sincerely, \_\_\_\_\_



# FLOWER POWER *of thanks*

Dear Parent,

On \_\_\_\_\_ we celebrate  
Special Area Teachers Day at our School with a  
60s Era theme.


Please help your child write a heartfelt note to a  
Special Area Teacher (counselors, librarians and art,  
music, P.E., and technology teachers) using the  
attached template. You are encouraged to write a note  
to them as well.



Teacher's Names:

This helps teach kids the importance of appreciation  
and honors the Special Area Teachers too!

Please return notes to the school  
by \_\_\_\_\_. Thanks for making this  
day very special!

Sincerely, \_\_\_\_\_





# GROOVY

# PRESENTATION



## Fun Activity - Love Bead Drop

Each child drops a large plastic bead into a cup or jar the teacher is holding.

"We're giving you love!"

Teacher keeps the jar or later strings beads into a necklace.

**Play the Song  
with Rewritten Lyrics!**

## Have the Students Perform the Chant

Flower Power, Flower Power, Peace, love, & thank you!

## Presentation of Good Vibes Grab Bags

Present the special area teachers with the "Grab Bags" containing small tokens of appreciation and the Flower Power of Thanks notes.

**Present Groovy Vests or Kindness Rocks**  
*(if you chose to make them)*

**Escort Special Area Teachers to a luncheon if you choose to provide one.**

## LUNCHEON IDEAS

**Peace, Love, & Paninis** – pressed sandwiches with turkey, ham, and veggie options

**Good Vibe Wraps** – assorted wraps (chicken Caesar, veggie hummus, turkey and Swiss)

**Flower Power Fruit Cups** – fruit served in colorful cups, topped with whipped cream or a peace sign pick

**Hippie Chips** – veggie straws, pita chips, or kettle chips with dip

**Good Vibrations Cookies** – sugar cookies with tie-dye icing

**Peace Punch** – fruit punch mixed with Sprite and floating citrus slices

# SOCIAL MEDIA POSTS

CHOOSE 1 AND POST ON YOUR SCHOOL'S SOCIAL MEDIA PAGES

## Post 1: Peace, Love & Special Area Teachers!

Groovy vibes only! Our Special Area Teachers are the far-out stars of the show — spreading peace, creativity, and joy wherever they go. Whether they're inspiring a masterpiece, guiding us through rhythm and movement, or helping us discover something new, they make learning totally outta sight!

Let's give them a big "Right on!" for all they do! #SpecialAreaAppreciationDay #60sTheme

## Post 2: You're the Grooviest!

Can you dig it? Our Special Area Teachers keep things rockin' every single day! From music to movement, reading to creating, they turn every moment into a blast from the past!

Let's show them some far-out appreciation for keeping our school's groove alive! #SpecialAreaAppreciationDay #60sTheme

## Post 3: Keepin' It Cool with Our Special Area Crew!

Our Special Area Teachers are cooler than a vinyl record and brighter than tie-dye! Whether they're helping students paint, play, read, or explore, they make our school shine like a disco ball!

So turn up the Beatles and send a little love, love, love their way today! #SpecialAreaAppreciationDay #60sTheme

## Post 4: Stayin' Groovy & Grateful!

Far out, man! It's time to celebrate our Special Area Teachers — the ones who make learning creative, active, and fun every day! They're the real rockstars of our school — always spreading peace, love, and positivity!

Let's give them a standing ovation for keeping our school's groove alive! #SpecialAreaAppreciationDay #60sTheme

**DOWNLOAD**  
**GRAPHIC HERE**





Have Principal read this over the intercom or at the presentation

# Announcements

## PRINCIPAL TEACHING MOMENT

Good morning, everyone!

This week, we are celebrating our Special Area Teachers! That means our art, music, PE, and library teachers.

We are also having a fun 1960s theme — a time of peace, love, and music!

In the 1960s, people loved music. It brought everyone together and made people feel happy and creative.

Our special area teachers do that for us every day! They help us sing, move, create, and learn in fun ways. They make school exciting and full of joy.

So this week, let's celebrate these awesome teachers — they are the coolest in the building!

Be sure to make a "Flower Power Note" to say thank you.

Let's show them lots of love and kindness!

Peace, love, and thank you!

# DAILY GROOVE MESSAGES

Choose one of these messages or create your own to display on the marquee for the appreciation day

School Name

Love Peace & Appreciation  
to Our Special Area Teachers  
Special Area Teachers Appreciation Day  
April 2027

School Name

Get in the Groove!  
Thank a Special Area Teacher  
Special Area Teachers Appreciation Day  
April 2027

SPREAD  
KIND  
NESS

# GOOD VIBES Grab Bags

## Get Creative

Decorate a brown paper bag in the 1960's theme using peace signs, flowers, smiley faces, and bright colors. Add phrases like "Peace, Love, and Thanks" or "Stay Groovy!" and tie colorful yarn or twine around the handle. Label each bag with the teacher's name.

## Items for the Bag:

Enlist a community or school group to provide treats or small gifts to go inside the bags. Label the items with 60's-inspired titles, such as "Peace Pop," "Good Vibes Mix," "Flower Power Fuel," or "You're Far Out!"



Candy Bar Label



*Our Special Area  
Teachers Make  
School Groovy!*

**GOOD  
VIBES**



**SPECIAL AREA TEACHERS APPRECIATION DAY**

*Our Special Area  
Teachers Make  
School Groovy!*

**GOOD  
VIBES**



**SPECIAL AREA TEACHERS APPRECIATION DAY**

*Our Special Area  
Teachers Make  
School Groovy!*

**GOOD  
VIBES**



**SPECIAL AREA TEACHERS APPRECIATION DAY**

**Love, Peace &  
Appreciation**

**Our**

**Special  
Area**

**Teachers  
are the**

**Best!**

**SPECIAL AREA TEACHER  
APPRECIATION DAY**

**MARCH, 2027**



get in the  
**Groove!**

**Thank a  
Special  
Area  
Teachers  
Today!**

**SPECIAL AREA TEACHERS APPRECIATION DAY**

# **Special Area Teachers**



**Thanks for  
keeping the vibes  
high and the  
students  
inspired**

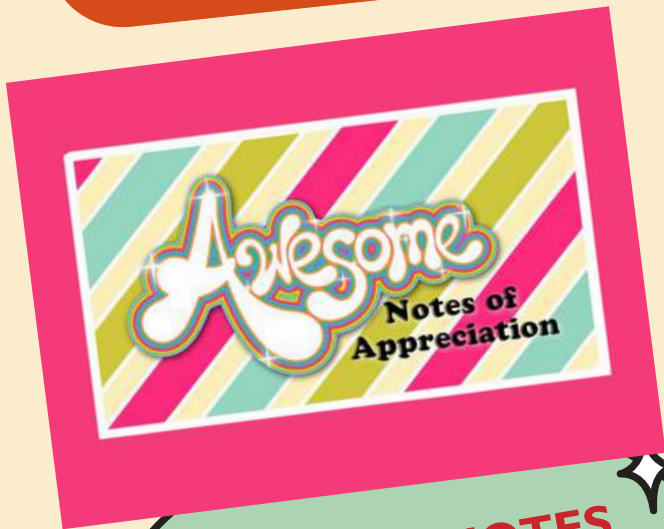
*Special Area Teachers Appreciation Day*



**OUR SPECIAL  
AREA  
TEACHERS  
MAKE  
SCHOOL  
GROOVY!**

*Special Area Teachers Appreciation Day*

**ACCESS THE APP**



### **AWESOME NOTES AWARD:**

(Chance to Win \$100 for the Honoree)

#### **Submit in the App:**

- Photos of your 3 best Awesome Notes
- Each note photographed separately
- Clear, readable images

### **SHINING STAR AWARD:**

(Fulfills Grant Requirement +  
Chance to Win \$100 for Your A-Team)

#### **Submit in the App:**

- Minimum of 5 themed photos
- Brief summary of Appreciation Day activities

This submission keeps your school eligible for next year's grant funding.



## **GRANT REQUIREMENT & AWARDS**

### **IMPORTANT**

- All entries must be submitted through the Utrust Awards & Grant Eligibility App
- No Facebook posting is required
- Submit before the deadline of March 25th

The app makes submission simple, guided, and complete — no extra steps to remember.

**Deadline to Post  
March 25, 2027**