

TEACHER APPRECIATION DAY

**Primary
Schools**

[Coordinator Checklist](#)

[Game On: Thank You Edition](#)

[Cassette Tape of Thanks
\(Whole school thanks\)](#)

[Note to Parents Templates](#)

[Printable Thank You Notes](#)

[Coloring Page](#)

[Totally Awesome Presentation](#)

[Social Media Posts/Instructions](#)

[MTV Morning Moments](#)

[In the Mix Messages](#)


[Rad Teacher Survival Kits](#)

[Templates](#)

Water bottles & chocolate bars

[Posters](#)

[Awards](#)



80's era

SCHOOL COORDINATOR

Enlist the help of staff members or parents to help with tasks

Checklist

1. Planning & Setup (Do First)

- Schedule date and time for the presentation
- Decide activities for the appreciation day
- Determine any special guests to invite
- Invite principal/assistant principal to give honoring remarks
- Invite PTO, community group, or school group to provide a meal (if applicable)
- Work out logistics for all planned activities

2. Communication & Promotion

- Ask principal to make overview announcement on the intercom
- Select and post marquee message
- Post promotional message on school Facebook page
- Send reminders to all volunteers/helpers/providers

3. Materials, Decorations & Prep

- Print Cassette Tape "Thank You" notes for students

Goodies & Kits

- Collect items for goodie bags
- Assemble goodie bags
- Prepare "Rad Teacher Survival Kits"
- Decorate survival kits
- Insert thank-you notes into survival kits

Food & Labels

- Print/create labels for water bottles and candy bars
- Label all items

Decorations

- Make decorations for bulletin board (Pac-Man theme)
- Decorate bulletin board
- Post signs and posters around the school

4. Day-Of Execution

- Set up activity areas and decorations
- Coordinate meal delivery/setup (if applicable)
- Ensure speakers/guests are ready
- Facilitate activities and presentation

5. Documentation (VERY IMPORTANT for Awards)

- Take high-quality photos:
 - Prep
 - Decorations
 - Presentation
 - Interviews
 - Honorees

6. App & Awards Requirements

- Ensure Utrust Awards & Eligibility App posting is completed
- Upload the following:
 - At least 5 photos/videos + brief summary
 - Up to 3 photos of best appreciation notes (for award entry)

Utrust
Awards
App

80's

GAME ON

Thank You Edition



Create a Pac-Man-themed bulletin board to show appreciation for all teachers.

Cover the board with black butcher paper and design a simple Pac-Man maze using blue paper or tape. Add a large Pac-Man graphic to establish the theme.

Cut out yellow Pac-Man dots and a few larger Power Pellets. Place all dots throughout the maze during the initial setup so the board looks complete and balanced.

Add short, generic appreciation messages on or near the maze, such as:

- "Thanks for helping us level up!"
- "Powered by great teachers!"
- "Our teachers make learning possible!"

Finish the display with a title at the top: "Thanks, Teachers, for Helping Us LEVEL UP!"



CASSETTE TAPE *of Thanks*


whole
school
involvement



Remember to post 3 of the best notes to the Utrust [Awards & Eligibility App](#) to enter the Awesome Notes Awards!

See the [Awards page](#) for more details!

- Encourage students to participate in writing notes of appreciation by writing at least one note for a Teacher.
- Provide cassette tape-themed note templates, along with pens, markers, and neon/highlighter colors for an authentic '80s vibe.



TEACHER
APPRECIATION DAY '27




Request of Parents

Ask parents to get involved by helping their child write a heartfelt note about the honorees to include what they like about them and what they appreciate about them.

You can either send an EMAIL attaching the note template or you can PRINT the letter provided and the note template to send home with your students.

EMAIL TO PARENTS TEMPLATE - Copy and paste the message below into an email



New message

← → ↻ 🔍 ☆ ☰

To... Parent

Subject... Help Your Child Write a Note

Dear Parent,
On _____ we celebrate Teacher Appreciation Day at our School with an 80s Era Theme.

Please help your child write a heartfelt note to a teacher using the attached template. You are encouraged to write a note to them as well.

This helps teach kids the importance of appreciation and honors them too!

Please return notes to the school by _____. Thanks for making this day very special!

Sincerely, [Your Name]

SEND

OPTIONAL:

Print the next page to send a note home with the student instead of sending an email.

Be sure to fill out the dates in the blank spaces.

TEACHER
APPRECIATION DAY '27

Request of Parents

Dear Parent,
On _____ we celebrate
Teacher Appreciation Day at our School with an
80s Era Theme.

Please help your child write a heartfelt note to a
teacher using the attached template.
You are encouraged to write a note to them as well.

This helps teach kids the importance of appreciation
and honors them too!

Please return notes to the school
by _____. Thanks for
making this day very special!

Sincerely, [Your Name]



TEACHER
APPRECIATION DAY '27
1980's Era

Request of Parents

Dear Parent,
On _____ we celebrate
Teacher Appreciation Day at our School with an
80s Era Theme.

Please help your child write a heartfelt note to a
teacher using the attached template.
You are encouraged to write a note to them as well.

This helps teach kids the importance of appreciation
and honors them too!

Please return notes to the school
by _____. Thanks for
making this day very special!

Sincerely, [Your Name]



TEACHER
APPRECIATION DAY '27
1980's Era

CASSETTE TAPE *of Thanks*

Draw a Picture of Your Teacher!



CASSETTE TAPE *of Thanks*

Draw a Picture of Your Teacher!



Thank You!



from:

TEACHER
APPRECIATION DAY '27

TOTALLY AWESOME

Presentation



I. OPENING (30–45 SECONDS)

What to Say (EMCEE)...

- “Hi friends! Today we are celebrating our amazing teachers!”
- “Today’s theme is the 80s.”
- “The 80s was a long time ago when your teachers were kids or not even born yet.”
- “In the 80s, people loved bright colors, fun music, and dancing!”
- “Let’s try it!”

What to Do...

Instruct the students to:

- Point to bright colors
- Clap a simple beat
- Wiggle in place

2. SIMPLE 80S CHANT (30 SECONDS)

Teach the Chant (Call and Repeat)

Say one line at a time, students repeat:

- “Hey hey!”
- “80s day!”
- “Our teachers...”
- “Are the BEST!”

- Then do it all together (2x)

Full Chant (add clapping):

- “Hey hey!
- 80s day!
- Our teachers
- Are the BEST!”



3. MAIN ACTIVITY: FREEZE DANCE WITH TEACHERS (2–3 MINUTES)

Set Up

- Play upbeat 80s-style music
- Keep clips short (10–15 seconds)

Instructions to Students

- “When the music plays, you dance!”
- “When the music stops... FREEZE!”

What Coordinator Does During Activity

Run 3 quick rounds.

Round 1: “Freeze! Give a teacher a high five!”

Round 2: “Freeze! Wave and say ‘thank you teacher!’”

Round 3: “Freeze! Point to your teacher and cheer!”

Tips

- Keep transitions quick
- Model the freeze dramatically
- Encourage teachers to fully participate

4. QUICK GIFT MOMENT (30–45 SECONDS)

What to Say

- “We made something special for our teachers!”
- “They help us every day, and we are so thankful!”

What to Do

- Select a few students to hand items to teachers OR Distribute after the presentation for speed

5. CLOSING CHANT + CHEER (30 SECONDS)

Repeat Chant Together (1x)

- “Hey hey!
- 80s day!
- Our teachers
- Are the BEST!”

Final Cheer

- “1... 2... 3... THANK YOU TEACHERS!”

COORDINATOR QUICK CHECKLIST

- Music ready (short clips)
- EMCEE prepped (simple, energetic)
- Chant practiced once beforehand
- Space cleared for dancing
- Teachers aware they will participate
- Appreciation items ready



SOCIAL MEDIA

Posts

[Download
Graphic
Here](#)

THANKS
TEACHERS
YOU'RE
TOTALLY
TUBULAR!

Choose 1 and post on your school's social media pages

POST 1: Hey there, Radical Rockstars!

Today we're cranking up the boombox for the true legends of our school — our amazing teachers! They inspire, encourage, and shape the future like total pros. Drop a Totally Tubular Thank You below!
#TeacherAppreciation #80sTheme

POST 2: Our teachers are totally awesome — always dedicated, inspiring, and ready to go the extra mile.


Thanks for making learning fun and keeping our school rocking like an 80's mixtape!
#TeacherAppreciation #80sTheme

POST 3: Let's hear it for our teachers!

From lesson planning to life lessons, they keep our classrooms running smoother than a moonwalk on the dance floor. We seriously appreciate all you do!
#TeacherAppreciation #80sTheme

POST 4: Major props to our Teaching Superstars!

Thank you for your passion, dedication, and heart that make our school an awesome place every day. You're totally rad!
#TeacherAppreciation #80sTheme



DAY 1: PRINCIPAL TEACHING MOMENT

Good morning, everyone!

This week, we are celebrating our teachers — 1980s style!

The 1980s were full of bright colors, fun music, and big energy. Everything was awesome, radical, and totally fun!

Our teachers bring that same energy to our school every day! They help us learn, try our best, and keep going — even when things feel tricky. They cheer us on and help us grow stronger and smarter.

Our teachers make school a place where everyone belongs.

So this week, let's celebrate our amazing teachers — they are totally awesome and rock our school every day!


Be sure to write a thank you note to your teacher and tell them how much you appreciate them.

Let's give our teachers a big THANK YOU and lots of good vibes!

They make our school the best — totally rad!

Teacher Appreciation Day

Have Principal read this over the intercom or at the presentation





IN THE MIX

Messages

Choose one of these messages or create your own to display on the marquee for the appreciation day



School Name

Rock On

Thank a Teacher!

Teacher Appreciation Day

May, 2027

School Name

Our Teachers are

Totally Awesome!

Teacher Appreciation Day

May, 2027



Teacher Appreciation Day

I ♥
80's

RAD TEACHER *Survival Kits*

The Supply Drops

Enlist a community partner, PTO, or school group to donate treats or small "survival" essentials to pack inside the kits. Label each item with these "totally tubular" 80's inspired names:

- "Brain Power Boost" (Snack bar, trail mix, or nuts)
- "Sweet Relief" (Chocolate, gummy bears, or fruit snacks)
- "Liquid Energy" (Instant coffee, tea bags, or flavored water drops)
- "Freshness Vibes" (Mints or gum for those post-lunch parent meetings)
- "The Smooth Move" (Hand lotion, lip balm, or sanitizer)

The Aesthetic

- Decorate brown or black paper gift bags in a vibrant style.
- Use a palette of electric blue, hot pink, neon green, and checkered black-and-white.
- Design Elements: Add geometric shapes (triangles and squiggles), lightning bolts, "saved" icons (floppy disks), and checkerboard patterns.
- Catchy Phrases: Include bold lettering with phrases like:
 - "You're Totally Rad!"
 - "Teaching is a Work of Art!"
 - "Stay Cool, Teacher!"
 - "Rad Teacher Survival Kit"



*Thanks
Teachers*
for Helping Us

LEVEL UP!





**THANKS
TEACHERS**



YOU'RE



TOTALLY

TUBULAR!



Crimped,
CONFIDENT *and*
CRUSHING IT!



That's Our
TEACHERS!



REWIND.
PLAY.
APPRECIATE
OUR TEACHERS



MAY,
2027

80'S
THEME

DRESS UP, GRAB A NOTE &

THANK A
TEACHER!



CANDY BAR LABEL



**OUR
TEACHERS
ARE TOTALLY
AWESOME!**

Teacher Appreciation Day





OUR
TEACHERS
ARE TOTALLY
AWESOME!

Teacher Appreciation Day



OUR
TEACHERS
ARE TOTALLY
AWESOME!

Teacher Appreciation Day



OUR
TEACHERS
ARE TOTALLY
AWESOME!

Teacher Appreciation Day

GRANT REQUIREMENTS & Awards



DEADLINE
FRIDAY,
MAY 21, 2027



SHINING STAR AWARD:
(Fulfills Grant Requirement +
Chance to Win \$100 for Your
A-Team)

Submit in the App:

- Minimum of 5 themed photos
- Brief summary of
Appreciation Day activities

This submission keeps your
school eligible for next year's
grant funding.

IMPORTANT

- All entries must be submitted through the Utrust
Awards & Grant Eligibility App
- No Facebook posting is required
- Submit before the deadline of May 21st

The app makes submission simple, guided, and complete
— no extra steps to remember.



**AWESOME NOTES
AWARD:**
(Chance to Win \$100 for
the Honoree)

Submit in the App:

- Photos of your 3 best
Awesome Notes
- Each note
photographed
separately
- Clear, readable
images

[ACCESS THE APP](#)

